

Pre-Configured Switchboard - Victoria



- Robust construction to ensure long service life.
- Region C wind rated to AS1170.2-2002: Structural design actions – Wind actions.
- Trouble free direct buying of enclosures to accommodate additional configurations.
- Manufactured from 1.6mm zinc coated steel.
- Powdercoated Light Grey RAL7035.

Comes standard with:

- Large 3mm aluminium gland plate
- Stainless steel door hinges
- 3-point locking
- Recessed padlockable swing handle and a standard Victorian CL001 keyed cylinder
- Document holder
- Roof sunshade
- Multiple Earth Neutral (MEN) link provided
- Includes AS/NZS 61439 compliance documentation.



ORDERING GUIDE

Metalware Assembled

No functional devices, wiring or labels included.

External Dimensions
(mm)

Part Number	Height [^]	Width	Depth	Max. Incomer	Main Switch Section	Available Metering Configuration	Sub Main Section	Mounting
TGXV12M1P* [▲]	1270	1070	400	50	Space for Schneider MCCB Max 160A	12 x single phase 8 x 3 phase	24 Pole DIN (no devices)	Wall (raised plinth sold separately)
TGXVCT160* [#]	2240	670	400	50	Space for Schneider MCCB Max 160A	1 x CT tenant (CT not included)	Direct connect to CT chamber	Plinth

*Suitable for customer mains only.

[▲] Available on request.

[^] Height includes plinth. Height includes plinth and sunroof for CT versions.

[#] Sunroof provided inside cabinet for attachment onsite.

Assembled and Wired

External Dimensions
(mm)

Part Number	Height [^]	Width	Depth	Max. Incomer	Main Switch Section	Available Metering Configuration	Sub Main Section	Mounting
TGXV12M1P/CW* [#]	1270	1070	400	50	Supplied with NSX160B 160A Micro 2.2 25kA	Wired for 12 x single phase	Supplied with 12 MCB IC60N 40A C-curve 6kA	Wall (raised plinth sold separately)
TGXVCT160/CW* [#]	2240	670	400	50	Supplied with NSX160B 160A Micro 2.2 25kA	1 x CT tenant	Direct connect to CT chamber	Plinth
TGXVCT160/CWSPD* [#]	2240	670	400	50	Supplied with NSX160B Micro2.2 (C16B32D160) & MBP00160A3P (33200) SPD & DIN 00 size 160A fuses (N00160)	1 x CT tenant	Direct connect to CT chamber	Plinth

*Suitable for customer mains only.

[^] Height includes plinth and sunroof.

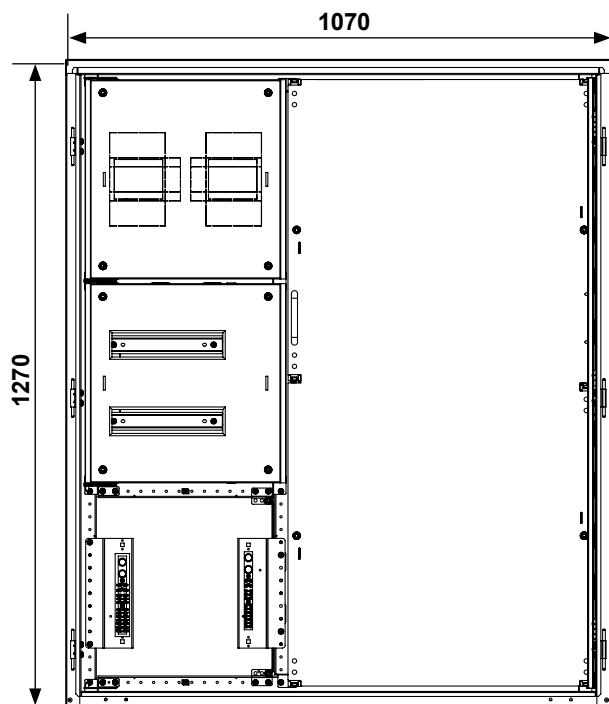
[#] Sunroof provided inside cabinet for attachment onsite.

Pre-Configured Switchboard - Victoria

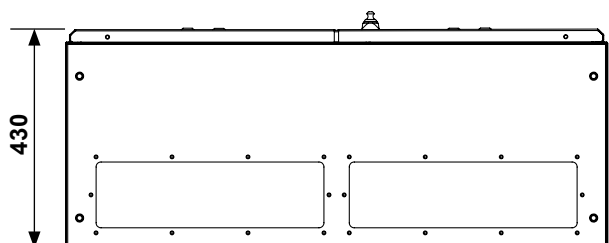


TECHNICAL DRAWINGS & COMPONENTS

TGXV12M1P & TGXV12M1P/CW



Front View



Bottom View

Product	Inclusions
TGXV12M1P	Pre-configured metalware only
TGXV12M1P/CW	Pre-configured metalware, switchgear and all wiring

Components Included

Metalware	Switchgear
TGBCEN12H10W	12 x MCB 6kA
TGMC25A0404/C	1 x NSX rotary handle
TGDL24P0404	2 x NSX terminal shield
TGP1206	1 x NSX 160B 25kA
TGYPLK	Includes wiring
LK400A7C150	

These components come from the Infinity 3G Modular Switchboard range which are used to manufacture this pre-configured switchboard product. Switchgear listed above is fitted and wired inside the pre-configured switchboard.



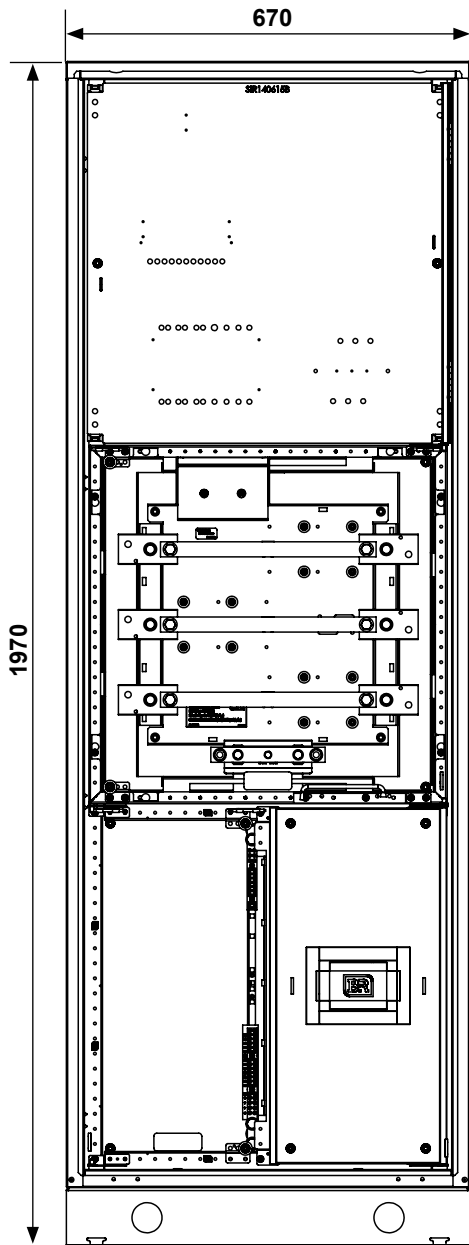
Pre-Configured Switchboard - Victoria



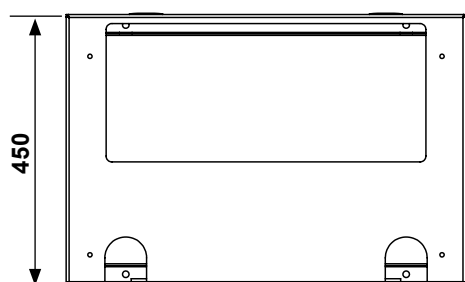
TECHNICAL DRAWINGS & COMPONENTS

TGXVCT160 & TGXVCT160/CW

Product	Inclusions
TGXVCT160	Pre-configured metalware only
TGXVCT160/CW	Pre-configured metalware, switchgear and all wiring



Front View



Bottom View



Components Included

Metalware

- TGCEN18H06W
- TGQCEN01H06W
- TGCT400A0606
- TGCTNL/CU
- TGMC0603/C
- TGPVCT0606
- CTPFK (pot. fuse kit)
- Sunroof

Switchgear

- 12 x MCB 6kA
- 1 x NSX rotary handle
- 2 x NSX terminal shield
- 1 x NSX 160B 25kA
- Includes wiring

These components come from the Infinity 3G Modular Switchboard range which are used to manufacture this pre-configured switchboard product. Switchgear listed above is fitted and wired inside the pre-configured switchboard.

* Sunroof not shown on technical drawing or photographic image.

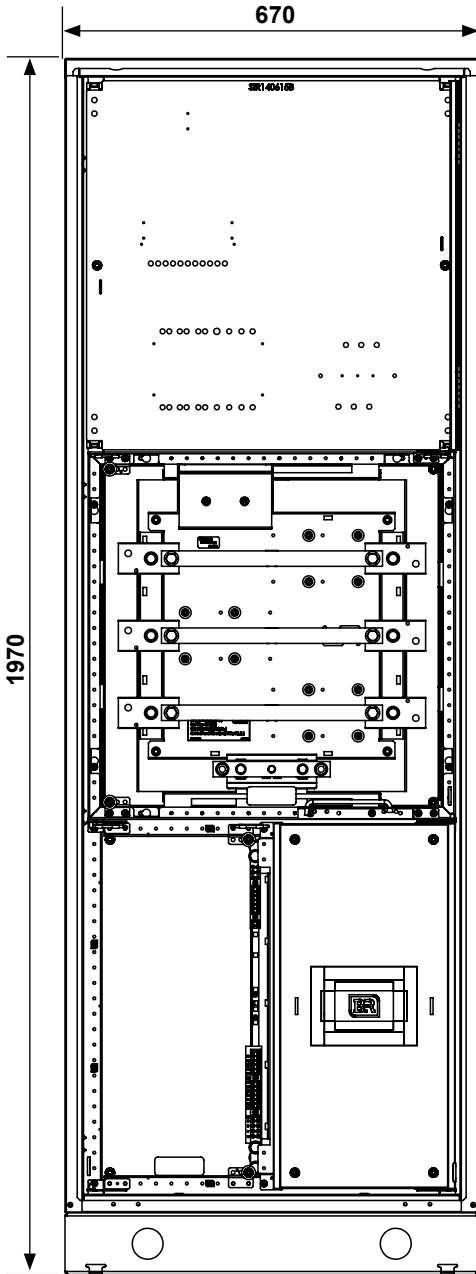
Pre-Configured Switchboard - Victoria



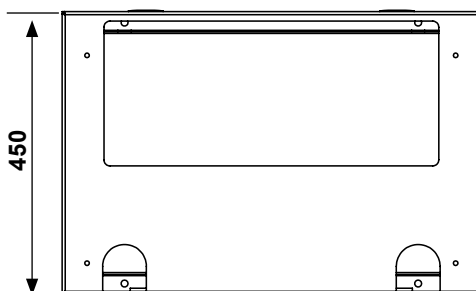
TECHNICAL DRAWINGS & COMPONENTS

TGXVCT160/CWSPD

Product	Inclusions
TGXVCT160/CWSPD	Pre-configured metalware, switchgear and all wiring



Front View



Bottom View



* Sunroof not shown on technical drawing or photographic image.

Components Included

Metalware	Switchgear
TGBCEN18H06W	1 x SPD Device
TGQCEN01H06W	Includes wiring
TGCT400A0606	
TGCTNL/CU	
TGMC0603/C	
TGPVCT0606	
CTPFK (pot. fuse kit)	
Sunroof	

These components come from the Infinity 3G Modular Switchboard range which are used to manufacture this pre-configured switchboard product. Switchgear listed above is fitted and wired inside the pre-configured switchboard.

AUSTRALIA

Sales
T: 1300 Enclosures (1300 362 567)
E: sales@brenclosures.com.au
brenclosures.com.au

QUEENSLAND

Brisbane Manufacturing, Sales & Warehouse
51 Stradbroke Street
Heathwood QLD 4110
(PO Box 1151)
Browns Plains BC QLD 4118
T: +61 7 3714 1111
E: salesqld@brenclosures.com.au

NORTH QUEENSLAND

Townsville Sales & Warehouse
Unit 4/ 780 Ingham Road
Mount Louisa, QLD 4814
(PO Box 7615)
Garbutt QLD 4814
T: +61 7 4727 1900
E: salestvl@brenclosures.com.au

NEW SOUTH WALES

NSW & ACT Sales & Warehouse
7 Metters Place
Wetherill Park NSW 2164
T: +61 2 9915 9555
E: salesnsw@brenclosures.com.au

NEWCASTLE Distribution

Ross Joice Agencies Pty Ltd
109-111 Broadmeadow Road
Broadmeadow NSW 2292
T: +61 2 4961 4433

VICTORIA

VIC & TAS Sales & Warehouse
50-52 Sunmore Close
Heatherston VIC 3202
T: +61 3 9552 0552
E: salesvic@brenclosures.com.au

TASMANIA Distribution

W P Martin Pty Ltd
85 Elizabeth Street
Launceston TAS 7250
T: +61 3 6331 5545

SOUTH AUSTRALIA

SA & NT Manufacturing, Sales & Warehouse
505 Grand Junction Road
Wingfield SA 5013
T: +61 8 8417 6222
E: salessa@brenclosures.com.au

NORTHERN TERRITORY Distribution

Jewell Distributors Pty Ltd
Cnr Hidden Valley & Beaton Roads
Berrimah NT 0828
T: +61 8 8947 0870

WESTERN AUSTRALIA

WA Sales Office & Warehouse
6 Montgomery Way
Malaga WA 6090
T: +61 8 6310 4777
E: saleswa@brenclosures.com.au

NEW ZEALAND

Sales
B&R Enclosures Limited
T: 0800 Enclosures (0800 362 567)
E: sales@brenclosures.co.nz
brenclosures.co.nz

AUCKLAND Distribution

Matchmaster
Unit 6103 Cryers Road
East Tamaki Auckland NZ 2013
T: +64 9 265 2097
E: sales@brenclosures.co.nz

CHRISTCHURCH Distribution

Matchmaster
17 Washbournes Road
Wigram Christchurch NZ 8042
T: +64 3 348 0659
E: sales@brenclosures.co.nz