

Pre-Configured Switchboard - New South Wales



- Robust construction to ensure long service life.
- Region C wind rated to AS1170.2-2002: Structural design actions – Wind actions.
- Trouble free direct buying of enclosures to accommodate additional configurations.
- Manufactured from 1.6mm zinc coated steel.
- Powdercoated Light Grey RAL7035.

Comes standard with:

- Large 3mm aluminium gland plate
- Stainless steel door hinges
- 3-point locking
- Recessed padlockable swing handle
- Document holder
- Roof sunshade provided on CT switchboards.
- Multiple Earth Neutral (MEN) link provided
- Includes AS/NZS 61439 compliance documentation.



TGXN12M1P

ORDERING GUIDE

Metalware Assembled

No functional devices, wiring or labels included.

Part Number	External Dimensions (mm)			Max. Incomer (mm ²)	Main Switch Section	Available Metering Configuration	Sub Main Section	Mounting
	Height [▲]	Width	Depth					
TGXN12M1P [▲]	1970	1070	450	95	Space for Schneider MCCB Max 250A	10 x single phase or 6 x 3 phase or 7 x dual tariff with 3 x network devices	24 Pole DIN (no devices)	Plinth
TGXNCT250*	2240	670	450	95	Space for Schneider MCCB Max 250A	1 x CT tenant Test block and CTs mounted	Space for 2 x Schneider MCCB Max 250A	Plinth
TGXNCT630 ^{▲*}	2040	1070	450	240	Space for Schneider MCCB Max 630A	1 x CT tenant Test block and CTs mounted	Space for 1 x Schneider MCCB Max 630A	Plinth

▲ Available on request.

[▲] Height includes plinth. Height includes plinth and sunroof for CT versions.

* Sunroof provided inside cabinet for attachment onsite.

Assembled and Wired

Part Number	External Dimensions (mm)			Max. Incomer (mm ²)	Main Switch Section	Available Metering Configuration	Sub Main Section	Mounting
	Height [▲]	Width	Depth					
TGXN12M1P/CW	1970	1070	450	95	Supplied with Schneider 250A MCCB	Wired for 12 x single phase	12 MCB IC60N 63A C-curve 6kA	Wall
TGXNCT250/CW*	2240	670	450	95	Supplied with Schneider 250A MCCB	1 x CT tenant test block and CTs mounted	27 poles DIN (no devices)	Plinth

[▲] Height includes plinth. Height includes plinth and sunroof for CT versions.

* Sunroof provided inside cabinet for attachment onsite.

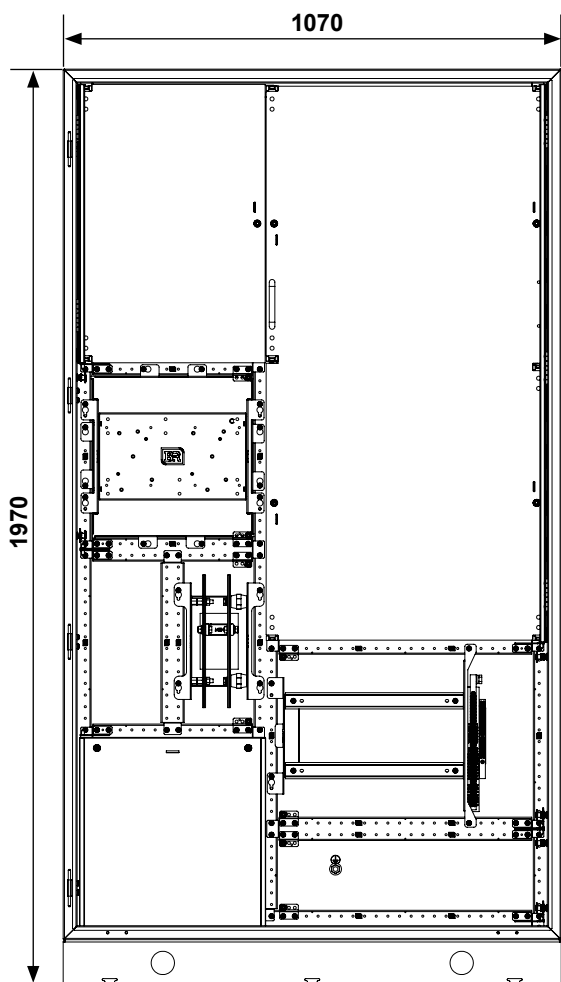
Pre-Configured Switchboard - New South Wales




TECHNICAL DRAWINGS & COMPONENTS

TGXN12M1P & TGXN12M1P/CW

Product	Inclusions
TGXN12M1P	Pre-configured metalware only
TGXN12M1P/CW	Pre-configured metalware, switchgear and all wiring



Front View



Bottom View



Components Included

Metalware	Switchgear
TGBPRM18H10W	12 x MCB padlock device
TGQPRM01H10W/1	12 x MCB 6kA
TGDL40P0406	1 x NSX rotary handle
TGMC25A0404/C	2 x NSX terminal shield
TGLA12A0206	1 x NSX 250B 25kA
TGLM25A0402	Includes Wiring
TGP0606	
TGP1206	
LK400A13C150	
LK400A7C150	

These components come from the Infinity 3G Modular Switchboard range which are used to manufacture this pre-configured switchboard product. Switchgear listed above is fitted and wired inside the pre-configured switchboard.

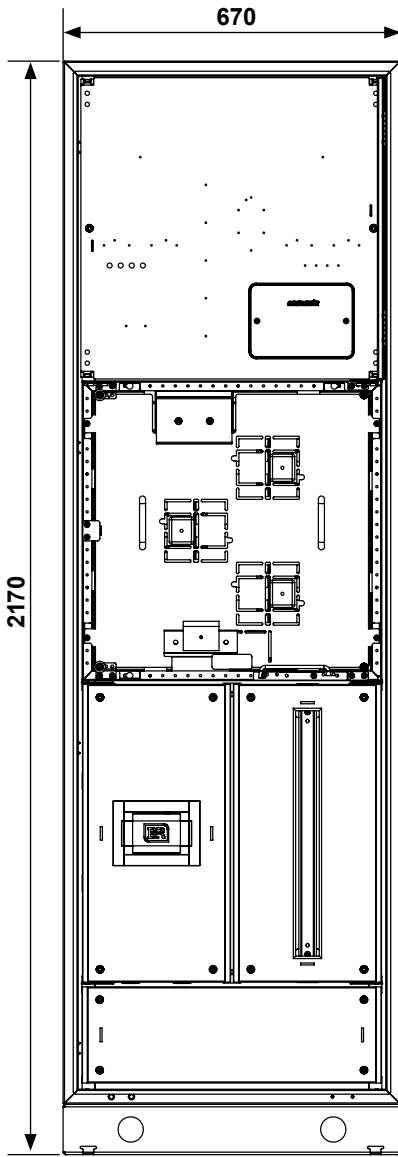
Pre-Configured Switchboard - New South Wales



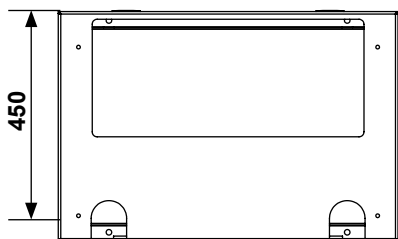
TECHNICAL DRAWINGS & COMPONENTS

TGXNCT250 & TGXNCT250/CW


Product	Inclusions
TGXNCT250	Pre-configured metalware only
TGXNCT250/CW	Pre-configured metalware, switchgear and all wiring



Front View



Bottom View



Components Included

Metalware

TGBPRM20H06W

TGQPRM01H06W/1

TGCT400A0606

TGCTNL/KP100

TGCTSC0606

TGD27P0603

TGD27PEN

TGMC0603/C

TGPNCT0606

Test block

Type-S CT's (extended range)

CTPFK (pot. fuse kit)

Sunroof

Switchgear

1 x NSX rotary handle

2 x NSX terminal shield

1 x NSX 250B 25kA

Includes wiring

These components come from the Infinity 3G Modular Switchboard range which are used to manufacture this pre-configured switchboard product. Switchgear listed above is fitted and wired inside the pre-configured switchboard.

* Sunroof not shown on technical drawing

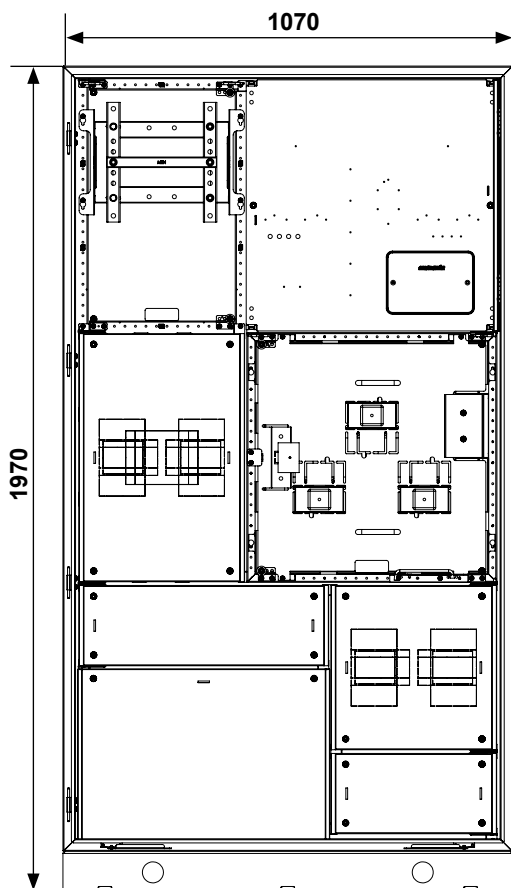
Pre-Configured Switchboard - New South Wales



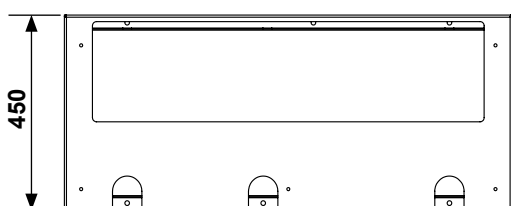
TECHNICAL DRAWINGS & COMPONENTS

TGXNCT630

Product	Inclusions
TGXNCT630	Pre-configured metalware only



Front View



Bottom View

* Sunroof not shown on technical drawing



Components Included

TGBPRM18H10W
TGQPRM01H10W/1
TGCT630A0606
TGCTNL/KP100
TGCTSC0606
TGLM63A0404
TGMC25A0404/C
TGMCS63A0604/C
TGPNCT0606
TGYPLK
CT test block
Type-T CT's
CTPFK (pot. fuse kit)
Sunroof

These components come from the Infinity 3G Modular Switchboard range which are used to manufacture this pre-configured switchboard product.

AUSTRALIA

Sales
T: 1300 Enclosures (1300 362 567)
E: sales@brenclosures.com.au
brenclosures.com.au

QUEENSLAND

Brisbane Manufacturing, Sales & Warehouse
51 Stradbroke Street
Heathwood QLD 4110
(PO Box 1151)
Browns Plains BC QLD 4118
T: +61 7 3714 1111
E: salesqld@brenclosures.com.au

NORTH QUEENSLAND

Townsville Sales & Warehouse
Unit 4/ 780 Ingham Road
Mount Louisa, QLD 4814
(PO Box 7615)
Garbutt QLD 4814
T: +61 7 4727 1900
E: salestvl@brenclosures.com.au

NEW SOUTH WALES

NSW & ACT Sales & Warehouse
7 Metters Place
Wetherill Park NSW 2164
T: +61 2 9915 9555
E: salesnsw@brenclosures.com.au

NEWCASTLE Distribution

Ross Joice Agencies Pty Ltd
109-111 Broadmeadow Road
Broadmeadow NSW 2292
T: +61 2 4961 4433

VICTORIA

VIC & TAS Sales & Warehouse
50-52 Sunmore Close
Heatherston VIC 3202
T: +61 3 9552 0552
E: salesvic@brenclosures.com.au

TASMANIA Distribution

W P Martin Pty Ltd
85 Elizabeth Street
Launceston TAS 7250
T: +61 3 6331 5545

SOUTH AUSTRALIA

SA & NT Manufacturing, Sales & Warehouse
505 Grand Junction Road
Wingfield SA 5013
T: +61 8 8417 6222
E: salessa@brenclosures.com.au

NORTHERN TERRITORY Distribution

Jewell Distributors Pty Ltd
Cnr Hidden Valley & Beaton Roads
Berrimah NT 0828
T: +61 8 8947 0870

WESTERN AUSTRALIA

WA Sales Office & Warehouse
6 Montgomery Way
Malaga WA 6090
T: +61 8 6310 4777
E: saleswa@brenclosures.com.au

NEW ZEALAND

Sales
B&R Enclosures Limited
T: 0800 Enclosures (0800 362 567)
E: sales@brenclosures.co.nz
brenclosures.co.nz

AUCKLAND Distribution

Matchmaster
Unit 6103 Cryers Road
East Tamaki Auckland NZ 2013
T: +64 9 265 2097
E: sales@brenclosures.co.nz

CHRISTCHURCH Distribution

Matchmaster
17 Washbournes Road
Wigram Christchurch NZ 8042
T: +64 3 348 0659
E: sales@brenclosures.co.nz