

CQr Technical Data



SECURITY CONSTRUCTION EQUIPMENT COMMITTEE



- 2mm fully welded frame.
- Vented top panel.
- 2 x PDU trays.
- 4 x adjustable numbered mounting rails.
- 4 x levelling feet.
- All racks complete with maximum cable entries.
- Cable entries feature cable tie off points and removable cover.
- Baffle entries compliant to copper and fibre bend radius requirements.

Optional Accessories:

- Extended panels for increased cable capacity.
- High efficiency cooling system.
- Baying kit with segregation panel and cable access between racks.
- SCEC approved accessories.



Unrivalled 1400kg distributed load capacity.



ORDERING GUIDE

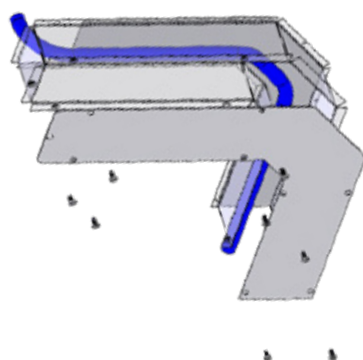
Height	Depth (mm)	Available Width		Cable Entries	
		600mm	800mm	600mm W	800mm W
12 RU	800	•			2
	1000	•		2	4
	1200	•			6
18 RU	800	•			2
	1000	•		2	4
	1200	•			6
27 RU	800	•	•		2
	1000	•	•	2	4
	1200	•	•		6
40 RU	800	•	•		2
	1000	•	•	2	4
	1200	•	•		6
42 RU	800	•	•		2
	1000	•	•	2	4
	1200	•	•		6
45 RU	800	•	•		2
	1000	•	•	2	4
	1200	•	•		6

Other sizes are available.

CABLE BAFFLE CAPACITY

	Diameter (mm)#	Saturation*	Cable Qty
Cat5e	5.6	80%	156
Cat6	6.3	80%	123
Cat6a	8.4	80%	70
Cat7	7.6	80%	85
Fibre	3	80%	542
Pwr 10A	7	20%	25
Pwr 15A	8.5	20%	17

These are nominal values for the OD of cable. Sizes vary by manufacturer. B&R does not accept liability for any errors. *Recommended maximum cable saturation.



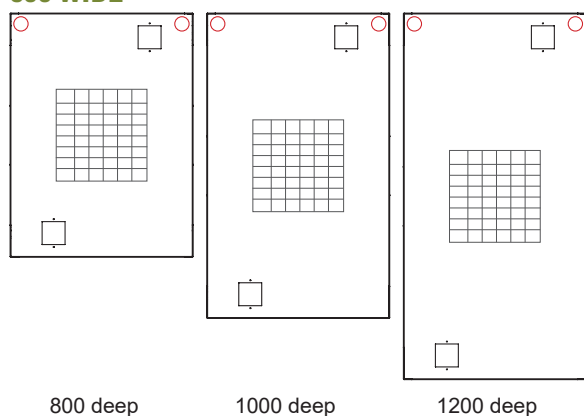
Market leading, high capacity secure cable entry.

TECHNICAL DRAWINGS - TOP OF CABINET

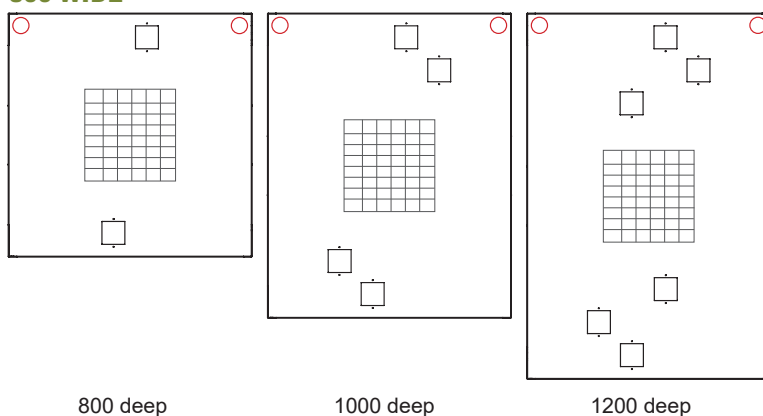
Cable entry points with cable baffles

Dedicated power entry points - 25mm (optional)

600 WIDE



800 WIDE



B&R KNOWS DEFENCE & SECURITY

Defence Projects Featuring the CQr

- Air 5431 Phase 2 & 3 - Defence Air Traffic Management and Control System Facilities:
 - RAAF Base Amberley (QLD)
 - Army Aviation Centre Oakey (QLD)
 - RAAF Base Pearce (WA)
- Air 5349 Phase 3 (Growler)
- Battlefield Airlifter Phase 2, C & D
- 23rd Squadron RAAF Base Amberley
- Jindalee Operational Radar Network
- Gallipoli Barracks, QLD
- RAAF Base Williamtown, NSW

We Set the Benchmark for SCEC Approved Door Ventilation

In many applications of mesh doors, the pressure loss through the door is one of the design considerations.


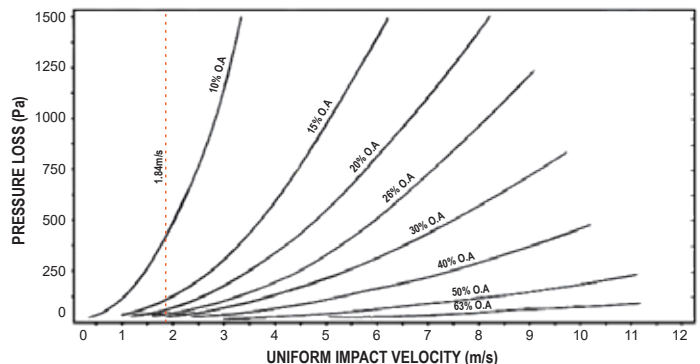
In most situations the air impact velocity on the door won't be much over 2.0m/s. As seen in the graph to the right, B&Rs SCEC approved 40% mesh doors will have a negligible pressure drop at these velocities.

Most computer room air conditioners generate more than 20Pa of pressure, more than enough to overcome the pressure drop at the door in a containment situation.

For example; in a data centre environment, a 15kw heat load in a 45RU cabinet would require 3500m³/h of airflow. This is equivalent of a 1.84m/s impact velocity. In a containment situation with a positive aisle pressure this will be more than the pressure drop of the doors and the equipment will receive sufficient air flow.

40% mesh was developed as a cross over point of functional performance and higher security with SCEC approved product. B&R have the largest area of the doors available for airflow due to the smallest lock width approved. Be confident in using a B&R Class C or B cabinet for your medium heat loads without the need for additional fan trays or active cooling.

Pressure Loss vs Impact Velocity For Various Open Area Perforated Plates
Source: Industrial Perforators Association (1993)



High flow ventilation mesh

Certifications, Accreditations & Partnerships



B&R is SCEC approved with products listed in the current version of the SEEPL (Security Equipment Evaluated List)