



Safety Instructions
Istruzioni di sicurezza
Sicherheitsvorschriften
Consignes de sécurité
Instrucciones de seguridad



www.texaindustries.com/help-center

Scan the QR Code to access the Help Centre and download the generic documentation for the cooling unit.

Scansiona il QR Code per accedere all'Help Center e scaricare la documentazione generica del condizionatore.

Scannen Sie den QR-Code, um Zugang zum Help Center zu bekommen und laden Sie die allgemeinen Unterlagen des Kühlgeräts herunter.

Scannez le code QR pour accéder au centre d'aide et télécharger la documentation générique du climatiseur.

Escanee el Código QR para acceder al Centro de Ayuda y descargar la documentación general de la unidad refrigeradora.

ATTENTION!

Read carefully and completely before installation. Keep the manual until unit decommissioning.

Leggere attentamente e completamente prima dell'installazione e conservare fino allo smaltimento.

Lesen Sie das vorliegende Handbuch in allen seinen Teilen aufmerksam durch, bevor das Gerät installiert wird. Das Handbuch muss bis zum Abbau des Geräts aufbewahrt werden.

Lisez attentivement le contenu de cette notice avant de monter le climatiseur et conservez-la soigneusement jusqu'à la mise au rebut de l'appareil.

Leer detenidamente y por completo este manual antes de instalar la unidad y guardarlo hasta el desmantelamiento.



SAFETY INSTRUCTIONS

These instructions are provided to prevent risk or damage due to incorrect use of the product.

This manual, in combination with the rest of the digital/hardcopy documentation, represents an integral part of the product. Ensure this documentation is available for consultation by all persons who use the cooling unit and personnel authorised to carry out maintenance operations.

WARNING

Indicates that failure to comply with these instructions can lead to serious or even fatal personal injury.

CAUTION

Indicates that failure to comply with these instructions can lead to less serious injury or damage to the product.

NOTICE

Indicates information which is important for use of the machine.

WARNING

- Ensure compliance with applicable safety standards in the country of installation of the machine.
 - Wear PPE during movement, installation, maintenance and removal procedures.
 - Comply with the machine movement and installation instructions.
 - Ensure that the movement, installation and removal operations are performed by qualified and authorised personnel.
 - During movement and lifting operations, do not stand below or in the vicinity until the machine has been positioned and fastened to the enclosure.
 - Do not install the machine in fire or explosion risk atmospheres.
 - Switch power off to the enclosure before installing the machine.
 - Make the earth connection.
 - Do not disable the machine's safety devices.
 - Isolate power to the machine before commencing any maintenance work.
-

CAUTION

- Do not use the product for purposes, or under conditions, which differ from those described in the Operation and Maintenance Manual.
 - Do not obstruct the machine intake and outlet air flows, ensuring the specified minimum clearances are maintained.
 - Check the machine supply voltage.
 - Install a protective device upline of the machine.
 - Ensure only authorised specialised personnel perform any repair work.
-














NOTICE

- The product's warranty shall automatically be rendered void if it is not used under the conditions laid out in the Operation and Maintenance Manual, and in the event of any tampering by the customer.
- The manufacturer declares that the product complies with the Machinery Directive 2006/42/EC and shall bear no liability in the event of faults or malfunctions due to failure to comply with the instructions provided.

RESIDUAL RISKS

Under ordinary working conditions with the guards in place, there remain residual risks and hazards for personnel if they do not maintain the safe distances and are not adequately protected by the specified PPE in the working areas of the line. Residual risks also remain for the personnel assigned to maintenance during the operations specified below, or which involve opening or removal of the fixed/mobile guards.

During all direct work performed on the machine or when passing by/remaining in the vicinity of the machine, the safety provisions must be complied with and the appropriate PPE worn.

	ZONE	ORIGIN	POTENTIAL CONSEQUENCE	RISK REDUCTION MEASURES	SIGNAGE	TRANSPORT	ASSEMBLY, INSTALLATION AND COMMISSIONING	REGULATION	USE	MAINTENANCE AND TROUBLESHOOTING	REMOVAL
HAZARDS: MECHANICAL	Near the machine	Movement of the machine	Crushing Impact Falling objects Tripping	Access prohibited to non workers. Inform and train the authorised personnel. Use PPE.	 	X	X				X
	Inside the machine	Sharp parts Rotating parts	Crushing Entrapment Impact Shearing	Area reachable only by removing the guards. Have the maintenance performed by qualified personnel. Use PPE.	 					X	
HAZARDS: ELECTRICAL	Inside the machine	Live parts Conductive parts in the event of a fault Short circuit	Electric shock	Area reachable only by removing the guards. Have the maintenance performed by qualified personnel. Use PPE.	  					X	
HAZARDS: THERMAL	Near the machine	Surfaces at high or low temperatures	Burns Burns Burns	Do not use the machine in environments with a fire or explosion risk atmosphere.	 			X	X	X	
	Inside the machine	Components with surfaces at high or low temperatures	Burns Burns Burns	Area reachable only by removing the guards. Wait for the surfaces to come to ambient temperature. Have the maintenance performed by qualified personnel. Use PPE.	 					X	
HAZARDS ASSOCIATED WITH THE ENVIRONMENT	Near the machine	Power supply upline of the machine Lightning	Overload Short circuit Electric shock	Inform and train the authorised personnel. Connect the machine's protective earth connection to the main plant earth. Install additional protection (RCD).	 			X	X	X	