



INFINITY 3G

CATALOGUE

Modular switchboard systems,
power distribution and metering
solutions for commercial,
industrial and infrastructure
applications.



AUSTRALIA

Sales
T: 1300 Enclosures (1300 362 567)
E: sales@brenclosures.com.au
brenclosures.com.au

QUEENSLAND

Brisbane Manufacturing, Sales & Warehouse
51 Stradbroke Street
Heathwood QLD 4110
T: +61 7 3714 1111
E: salesqld@brenclosures.com.au

NORTH QUEENSLAND

Townsville Sales & Warehouse
Unit 4 / 780 Ingham Road
Mount Louisa QLD 4814
T: +61 7 4727 1900
E: salestvl@brenclosures.com.au

NEW SOUTH WALES

NSW & ACT Sales & Warehouse
7 Metters Place Wetherill Park
NSW 2164
T: +61 2 9915 9555
E: salesnsw@brenclosures.com.au

NEWCASTLE Distribution

109-111 Broadmeadow Road
Broadmeadow NSW 2292
T: +61 2 4961 4433

VICTORIA & TASMANIA

VIC & TAS Sales & Warehouse
Unit 1, 60-62 Abbott Road
Hallam VIC 3803
T: +61 3 9552 0552
E: salesvic@brenclosures.com.au

SOUTH AUSTRALIA

SA & NT Manufacturing, Sales & Warehouse
505 Grand Junction Road
Wingfield SA 5013
T: +61 8 8417 6222
E: salessa@brenclosures.com.au

NORTHERN TERRITORY Distribution

Girramaa Pty Ltd
10 Swan Cres.
Winnellie Darwin, 0820
T: +61 8 7936 8607

WESTERN AUSTRALIA

WA Sales Office & Warehouse
6 Montgomery Way
Malaga WA 6090
T: +61 8 6310 4777
E: saleswa@brenclosures.com.au

NEW ZEALAND

Sales
B&R Enclosures Limited
T: 0800 Enclosures (0800 362 567)
E: sales@brenclosures.co.nz
brenclosures.co.nz

AUCKLAND Distribution

Unit 6/103 Cryers Road
East Tamaki Auckland NZ 2013
T: +64 9 265 2097
E: sales@brenclosures.co.nz

CHINA

Sales
B&R Enclosures (Suzhou) Co. Ltd
E: sales@brenclosures.com.cn
brenclosures.cn

SUZHOU

Suzhou Sales Office & Manufacturing
Building 45 Chuangtong Industrial Zone
SIP, Suzhou 215122

PEOPLE'S REPUBLIC OF CHINA

T: +86 512 8718 2139
E: sales@brenclosures.com.cn

MIDDLE EAST

Sales
B&R Gulf
M: +966 503 496 592
T: +966 381 2869 1 or +966 5034 9659 2
E: sales@brgulf.com.sa
brgulf.com

DAMMAM Manufacturing, Sales & Warehouse

B&R Gulf
Factory No. 12, Modon Buildings,
King Salman Road, Industrial Area 3,
Dammam, Saudi Arabia
M: +966 503 496 592
T: +966 381 2869 1 or +966 5034 9659 2
E: sales@brgulf.com.sa
brgulf.com

DISCLAIMER

This brochure has been prepared specifically for customers of the publisher and as a general reference only. B&R Enclosures Pty Ltd engages in a policy of continuous development and improvement of its products and reserves the right to alter, add and/or delete specifications of any products or equipment and change of manufacturing location without notice and without incurring liability. The publisher and any party associated with the production of this catalogue do not accept any responsibility or liability whatsoever (to the extent permitted by law) for any inaccuracy, error, misinformation or misleading statements, whether negligently caused or otherwise, contained in this publication. This publication is protected by copyright and may not be reproduced or copied (using any method of reproduction or copying), sold, transmitted, circulated or otherwise forwarded to third parties, in whole or part, without prior written consent of the author. All registered trademarks and product names appearing herein are the property of the respective owners.



Table Of Contents

About B&R Enclosures	4
Our Locations	5
Our Capabilities & Supply Strategies	6
Project Services.....	7
The B&R Engagement Loop.....	8
Our Customers, Accreditations & Compliance	9
Infinity 3G Overview	10
Compliance Testing, Specifications & Test Reports	12
Statement of Compliance	13
Supply Options	14
Pre-Configured Range	
Overview.....	15
Queensland	16
New South Wales	20
Victoria.....	24
South Australia	28
Modular Cabinets & Frames	
Primo Range.....	30
Project Profile - Padstow Gardens	33
Centro Range	34
Econo Range.....	36
Components	
Mullion	38
Escutcheons	39
DIN Rail Modules.....	40
Segregation Modules & Dividers	42
Switchgear Modules	44
Chassis Modules	46
CT Modules	48
Link Modules	50
Covered Links.....	51
Uncovered Links.....	52
Panels.....	53

About B&R Enclosures

Since 1955, B&R Enclosures has built a reputation for excellence in design and production, culminating in our position as one of Australia's largest enclosure manufacturers and electrical equipment integration specialists.

As an independent, 100% Australian family owned and operated business, we champion the virtues of quality, innovation, service and value. The emphasis on these aspects has sustained B&R's growth leading to Australian manufacturing and distribution facilities in Brisbane, Adelaide and Sydney and internationally in China and Saudi Arabia.

B&R's knowledge, precision, quality and unwavering commitment to creating repeatable solutions for our clients supports our position as preferred manufacturer for many private, government and commercial projects in some of Australia's harshest environments.

The business encompasses four divisions: Industrial, Data ICT, Hazardous Areas and Residential Commercial. Each division focuses on the unique needs of different market segments.



B&R regularly works with partners to provide integrated solutions for major infrastructure and mining projects. These include 'plug and play' switchboard solutions for Rio Tinto's Oyu Tolgoi mine, control stations for Ichthys on-shore LNG processing plant and Australia's NBN Rollout. Ongoing relationships and collaboration are results of our ability to articulate the customer's problem and combine previous experience and knowledge with compliance to local standards.

Electrical integration involves the installation, commissioning and testing of 3rd party components and we are adept at managing the acquisition and storage of technical components through a global supply chain that is structured, customised, agile, repeatable and results-based. Project management and execution is effectively managed at B&R by the co-location of design, supervision, supply coordination and quality control along with manufacturing. Our incorporation of Industry 4.0 delivers real-time data to our project management teams, built around the requirements of individual projects.

Extensive investment in research and development includes an environmental testing facility focussing on climate control to support cooling solutions for equipment exposed to high ambient temperatures and solar radiation.

When utilised as designed, B&R's enclosures are built to out-perform against expectations.

Contact us today to find out how B&R can deliver reliable and trusted outcomes for your project.



B&R Enclosures have purpose-built manufacturing facilities in three locations across Australia, as well as strategic locations in the Gulf and China.



Australia

Brisbane (QLD)

Global head office, manufacturing, sales and warehousing

Sydney, NSW

Hazardous manufacturing, sales and warehousing

Adelaide, SA

Manufacturing, sales and warehousing

Townsville (QLD), Newcastle (NSW), Melbourne (VIC), Darwin (NT), Perth (WA)

Sales and warehousing

New Zealand

Auckland

Sales and warehousing

Saudi Arabia

Dammam

Hazardous manufacturing, sales and warehousing

China

Suzhou

Manufacturing, sales and warehousing

Our Capabilities

Over the years as the company has grown, we have invested significantly in machinery, technology and testing to be able to provide capabilities which our customers benefit from in every order they place. Our current capabilities include:

- Purpose-built Australian facilities in Brisbane (18,000m²), Adelaide (4,000m²) and Sydney (1,874²), providing local labour and logistics
- Complete in-house design and engineering services to assist with creating custom solutions
- End-to-end manufacturing, from coiled steel raw material to commissioning the end product, we provide efficiency and complete quality control
- Variety of substrates and high quality finishes including stainless steel, powder coated and zinc to suit even the most demanding applications
- Modern machinery for any design to be formed and fabricated including automated sheet metal panel benders, punching and shearing centres, electrical equipment integration lines, press brakes, powder coat lines, fabrication cells and assembly lines
- Fully documented process available with full configuration management to support a detailed documentation experience
- Complete project management including supply chain, warehousing and logistics
- In-house and external testing for hazardous area electrical equipment and impact, IP, type testing, static load, seismic, wind load, salt spray, line inspection, shock, vibration, 2000A high current switchboard temperature rise type testing, EMC and MIL-STD
- Continuous improvement with our environmental testing facility for ongoing research and development
- Existing supply agreements with leading OEMs and major raw products distributors supporting loyal and valued relationships climate control and cooling solutions

Our Supply Strategies



Made to Stock

These products are available ex stock from all our sales & warehousing branches. Contact your local sales representative to discuss requirements.



Assembled-to-Order

These products are assembled to order upon receipt of a customer order. All components required to build an ATO item cannot be sold separately and must form part of a kit. Standard lead time is 4-6 weeks from date of order.



Made to Order

These products are manufactured according to a customer's specification. They are marked in our catalogues as "▲ Available on request" and have a standard lead time of 2-3 weeks.



Engineered-to-Order

These products are a custom designed product that is 100% fit-for-purpose, delivered on-site and ready for installation. Our design & engineering team can customise an enclosure to suit the application requirements. Contact us for more information.



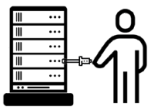
Collaboration

- Convert customer requirements to product build specifications
- Work to customer delivery schedule
- Initiate procurement or consignment of stock allocations
- Supply of equipment configuration



Complete Project Management

- One point of contact
- Responsive communication channels
- DIFOTIS - Delivered In Full On Time In Specification
- Accountability for the delivery of our commitment to customers



Electrical & Equipment Integration

- Wiring and equipment installed to exact requirements
- Management of free issue, consigned and/or B&R sourced components and equipment
- Stock reporting and job allocation



Testing & Reporting To Customer Specifications

- Digital reports of product testing and acceptance
- Serialised codes to customer requirements, digital signature, component traceability and unique identifiers
- Real time quality assurance authorisation, approval and confirmation



Customer Specific Logistics

- Storage and warehouse management
- Site delivery logistics
- Option for removal of product packaging after installation



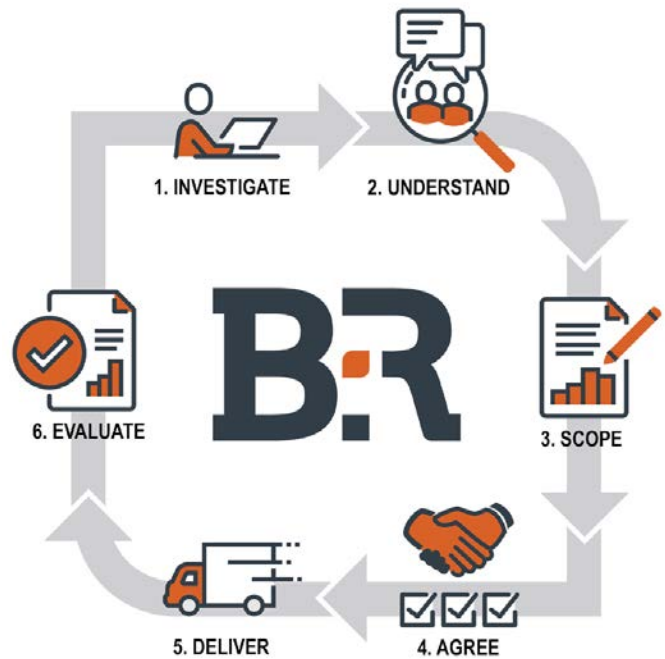
The B&R Engagement Loop

(Project Services)

In order to engage successfully with our project customer's, B&R representatives follow a structured service plan.

We take our responsibilities seriously and take pride in fostering collaborative, open relationships with our project customers. Our approach ensures a comprehensive understanding of each project's unique needs, allowing us to deliver tailored solutions that meet diverse applications and technical specifications.

1. Our process begins with **INVESTIGATION**. Before reaching out to a customer or responding to an enquiry, we conduct thorough research into the customer, their project, and any relevant stakeholders.
2. The next step is **UNDERSTANDING**. We engage in detailed discussions with the customer to fully grasp their current challenges and future project goals. These conversations help us identify how our product solutions can address their specific needs.
3. With this valuable insight, we move to the third action: **SCOPING**. We collaborate with our in-house design, engineering, and estimating teams to assess the project requirements, prepare quotes, and create any necessary drawings.
4. Once we have developed a tailored solution, we address any potential variations and proceed to the fourth action: **AGREE**. Once all aspects are finalised and signed off, we move forward with manufacturing and equipment integration.
5. The fifth action is **DELIVERY**. We ensure that the finished product is shipped to the site in accordance with agreed timelines.
6. Finally, to continuously improve our service, we conduct an **EVALUATION**. We reflect on the project and, depending on its size and scope, seek customer feedback to confirm our performance and identify areas for improvement.



Our Customers



Accreditations & Compliance

At B&R, quality and value are just the beginning. We strive to deliver quality products developed and manufactured by a team dedicated to excellence, backed by standards, approvals and industry accreditations.



ISO 9001:2015

Every B&R facility undergoes external audits to ensure compliance with strict ISO9001 standards. Our products are rigorously inspected at the end of the production line to guarantee they meet the demands of their intended environment and application.

Quality
ISO 9001
SAI GLOBAL



ISO 14001:2015

Sets out the criteria for an environmental management system. It maps out a framework that a company or organisation can follow to set up an effective environmental management system.

Environment
ISO 14001
SAI GLOBAL



ISO 45001:2018

An externally audited Occupational Health and Safety Management System.

OHS
ISO 45001
SAI GLOBAL



RoHS

The RoHS directive aims to restrict certain dangerous substances commonly used in electronic and electronic equipment.



ASSDA

The Australian Stainless Steel Development Association provides comprehensive technical information on stainless steel. This includes information for users, equipment manufacturers and stainless steel suppliers.

Infinity 3G

Modular & pre-configured switchboards

B&R's Infinity 3G range is a smart, national approach to metering providing a modular or pre-configured solution for power distribution and metering applications up to 630Amps.

FEATURES

- Complies with all Australian Switchboard Standards.
- Meets and exceeds all National Authority Regulations for power distribution and metering applications up to 630Amps.
- Simple design to reduce errors and call backs.
- Easily assembled saving time and labour.
- Tested to IEC 61439 and AS/NZS 3439 and compliant with AS/NZS 61439 — the Australian standard for switchboards.
- Enclosures to suit all environmental conditions and are available in IP66, IP34 and IP2x.
- Metric Matrix modular grid system makes switchboard design quick and compact.
- One fixing screw fits all modules reducing assembly time.
- Hinged escutcheons improve safety during maintenance.
- Escutcheons and panels are interchangeable and allow for either left or right hinging.
- Special door hinging allows door to be left or right hinged.
- Loose supply, pre-assembled or pre-wired options to suit your time and budget.
- Manufactured from zinc coated steel, 316 stainless steel and aluminium.



COMPLIANCE

Do you require a solution that complies with all National Supply Authority Regulations?

AS/NZS 61439

DESIGN

Specialist engineers work closely with customers to deliver custom solutions or standard off the shelf alternatives.

MODULAR

A simple design that can be easily assembled— one screw fits all modules.

DELIVERY

7 LOCAL SALES OFFICES

9 WAREHOUSES

350 STAFF



Compliance Testing, Specifications & Test Reports

Infinity 3G: Designed for Safety and Compliance

At B&R, safety is our foremost priority - even before functionality. Our innovative switchboard designs are developed with safety as a prime focus and in full alignment with the latest Australian and international Standards.

Infinity 3G is one of the few metering switchboard systems on the market that can be demonstrated to meet - and in many cases exceed - the most current Standards requirements.

The Manufacturer's Responsibility

Designing and assembling a switchboard involves a range of technical decisions, each of which must support overall safety and long-term reliability. Every installation presents unique requirements that must be carefully considered during the design phase.

This specification sheet defines the performance and design limits of the Infinity 3G modular system and should be treated as the boundaries of its application.

Standards and Compliance

Designers, assemblers, installers and contractors must adhere at all times to the Australian Wiring Rules (AS/NZS 3000), which reference a range of supporting standards, including AS/NZS 61439.

AS/NZS 61439: Low-voltage switchgear and controlgear assemblies outlines detailed compliance criteria to which the Infinity 3G system has been designed. All relevant type testing has been conducted by NATA-accredited laboratories, ensuring independent verification of compliance.

The table below outlines the applicable standards and Infinity 3G's verified compliance.

Degree of Protection	Enclosure Series			
	Econo IP2X	Centro IP34	Primo IP66	Units
Rated voltage (Un)	690	690	690	V
Rated operational voltage (Ue)	480	480	480	V
Rated insulation voltage (Ui)	690	690	690	V
Rated impulse withstand voltage (Uimp)	6000	6000	6000	V
High voltage withstand	3500	3500	3500	V
Power frequency withstand voltage	2000	2000	2000	V
Rated current of the ASSEMBLY (InA)	630	630	630	A
Rated peak withstand current (Ipk)	50	50	50	kA
Rated short-time withstand current (Icw)	36	36	36	kA
Rated conditional short-circuit current (Icc)	36	36	36	kA
Rated frequency (fn)	50	50	50	Hz
Pollution degree	3	3	3	
Type of earthing system	MEN	MEN	MEN	
Mechanical impact protection	IK10	IK10	IK10	
Clearance	>14	>14	>14	mm
Creepage	>14	>14	>14	mm
Protective circuit	<25	<25	<25	mΩ

Individual modules and switchgear may have ratings less than the above and due consideration needs to be made when compiling a specification using these modules and switchgear.




Tests in accordance with IEC 61439-1 and 2 Ed 2.0 2011 and AS/NZS3439.1

No.	Characteristics to be verified	Clause	Status / by	Compliance
1	Strength of material and parts	10.2		
1a	Resistance to corrosion	10.2.2	Compliant	The resistance to corrosion was tested using a representative sample. Plus ES report 103687
1b	Thermal stability	10.2.3.1	N/A	This clause refers to mainly plastic enclosures
1c	Resistance to abnormal heat & fire due to internal electric effects.	10.2.3.2	Compliant	All insulating materials supplied have been tested to 960° glow-wire standard. Plus ES report 103863
1d	Resistance to ultra-violet (UV) radiation	10.2.4	Compliant	UV ratings refer to plastic enclosures however metal powdercoated enclosures incorporates UV stabilisation. AksoNobel report 20LSR178
1e	Lifting	10.2.5	N/A	Lifting is verified by test, if required. Generally only related to larger switchboards to which lifting mean (lugs) have been provided. Plus ES report 103687
1f	Mechanical impact	10.2.6	Compliant	IK10. Metal enclosure systems have been tested to exceed IK 10 (20 Joules).
1g	Marking	10.2.7	Assembler	Markings must be verified by test. Tests are performed by rubbing with water and petroleum spirits: generally done by the Switchboard Builder (Assembler).
2	Degree of Protection	10.3	Compliant	IP66; Ingress Protection (IP) rating needs to be verified by test or by assessment. SIMTARS report NE16/0025
3	Clearances	10.4	Compliant and Assembler	Clearance and creepage can only be verified by test. Switchboard Builders (Assembler) must maintain compliance by ensuring correct clearance and creepage distances are maintained at >8mm (Uimp=8kv) and >16mm (Ui=1kv) respectively. AUSGRID report 103484
4	Creepage distances	10.4		
5	Protection against electric shock and integrity of protective circuits:	10.5		
5a	Effective continuity between the exposed conductive parts of the ASSEMBLY and the protective circuit.	10.5.2	Compliant and Assembler	Equipotential protective earth bonding points are required to be verified by test to less than 0.1ohm. Infinity 3G enclosure designs have been tested by AUSGRID. Report 103484
5b	Short-circuit withstand strength of the protective circuit	10.5.3		Infinity 3G enclosures are provided as a basic empty enclosure and as such protective circuit verification has not been tested as internal configurations are not known. Verification may be by test. AUSGRID report 103484
6	Incorporation of switching devices and components		Assembler	Points 6, 7 and 8 are largely the responsibility of the Switchboard Builder (Assembler). It is a requirement that the Assembler follow and adhere to guidance from the original manufacturers, such as B&R and the switchgear manufacturer. Switchboard Builders need to be aware of the Standard's requirements for these verification points and incorporate these into complete design verification documentation.
7	Internal electrical circuits and connections			
8	Terminals for external conductors			
9	Dielectric properties:	10.9		
9a	Power-frequency withstand voltage	10.9.2	Compliant	Infinity 3G enclosures are provided as a basic empty enclosure and as such protective circuit verification has not been tested as internal configurations are not known. Verification may be by test. AUSGRID report 103484
9b	Impulse withstand voltage	10.9.3		
10	Temperature-rise limits	10.1	Designer or Assembler	Temperature-rise can be determined by test or by comparison or by calculation. Temperature-rise methods provided in AS/NZS 60890 can be used for switchboards not exceeding 1600A rating. The Infinity 3G range does not exceed 1600A and therefore AS/NZS should be used by the Designer.
11	Short-circuit withstand strength	10.11	Compliant	Enclosures with a fault rating greater than 10kA need to be compliant with AS/NZS 61439. Verification can be done by test or comparison with a reference design. The Infinity 3G range have been tested. AUSGRID report 103484
12	Electromagnetic compatibility (EMC)	10.12	Assembler	Equipment installed in switchboards shall comply with the immunity requirements of the relevant product or generic EMC standard. The Switchboard Builder (Assembler) shall obtain from the device and or component manufacturer the specific performance criteria of the equipment based on the acceptance criteria given in the relevant standard.
13	Mechanical operation	10.13	Assembler	This verification testing need NOT be done on devices that have already been type tested according to their relevant product standard. Only if their mechanical operation has been modified does the assembly need to be re-tested by cycling in 200 times.

Supply Options


Providing a customisable, modular switchboard system, the Infinity 3G range is the ultimate in versatility. Complying with all State Supply Authority Rules and Regulations, Infinity 3G is suitable for multiple tenancy, domestic and commercial installations up to 630A.



1

Option 1: Pre-Configured + Pre-Wired

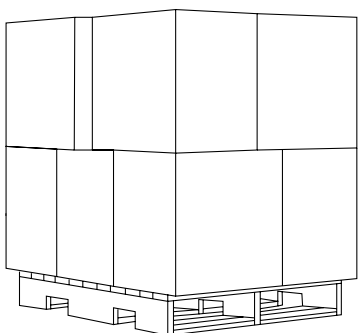
- Metalware fully assembled
- Schneider or Terasaki switchgear options
- All wiring included
- Modular design allows optimal placement
- 100% fit-for-purpose, ready for installation
- Engineering solutions can be provided
- Supplied fully AS/NZS 61439 compliant



2

Option 2: Pre-Configured

- Metalware fully assembled
- Save on assembly time
- General arrangement drawing supplied
- Switchboard builder needs to verify design



3

Option 3: Loose Supply *(modular to customer specifications)*

- Supplied loose
- Contractor build
- General arrangement drawing supplied

Pre-Configured Infinity 3G



At B&R, we have created a range of pre-configured modular switchboard solutions to suit supply authority rules and regulations.

B&R's Infinity 3G pre-configured range offers customers a standardised solution with short lead times, providing smarter, more efficient designs that comply with relevant state Authority Rules and Regulations.

These pre-configured designs are available in two formats:

- **Metalwork only**
- **Fully assembled and pre-wired, ready for installation**

All pre-wired solutions are assembled by B&R's in-house electrical integration team, ensuring the switchgear and wiring are installed to specification, making the switchboard fully fit-for-purpose and installation-ready.


State-Specific Availability

Pre-configured and pre-wired Infinity 3G solutions are available in the following states:


- Queensland
- New South Wales
- Victoria
- South Australia

Each state's solution features a standardised configuration tailored to local regulatory requirements. These products are particularly suited for multi-tenancy residential applications, with multiple metering positions included as standard.

For further information or to discuss your specific requirements, please contact your local B&R Sales Representative.



TGXQCT250/CW



TGXQCT630

Pre-Configured Infinity 3G

Queensland

QLD



- Robust construction to ensure long service life.
- Region C wind rated to AS1170.2-2002: Structural design actions – Wind actions.
- Trouble free direct baying of enclosures to accommodate additional configurations.
- IP66 rated
- Manufactured from 1.6mm zinc coated steel
- Powdercoated Light Grey RAL7035.

Comes standard with:

- Large 3mm aluminium gland plate
- Stainless steel door hinges
- 3-point locking
- Recessed padlockable swing handle and a standard switchboard 92268 keyed cylinder
- Document holder
- Roof sunshade provided on CT switchboards
- Multiple Earth Neutral (MEN) provided
- Includes AS/NZ 61439 compliance documentation



TGXQCT250

ORDERING GUIDE

Metalware Assembled

No functional devices, wiring or labels included.

Part Number	External Dimensions (mm)			Typical Incomer mm ²	Main Switch Section	Available Metering Configuration	Sub Main Section	Mounting
	Height [^]	Width	Depth					
TGXQ10M1P	1270	1070	480	95	Space for Schneider MCCB Max 250A	10 x single phase or 6 x 3 phase or 7 x dual tariff with 3 x network devices	24 Pole DIN (no devices included)	Wall
TGXQCT250*	2240	670	480	95	Space for Schneider MCCB Max 250A	1 x CT tenant Test block and CTs mounted	Space for 2 x Schneider MCCB Max 250A	Plinth
TGXQCT630*	2240	1070	480	240	Space for Schneider MCCB Max 630A	1 x CT tenant Test block and CTs mounted	Space for 1 x Schneider MCCB Max 630A	Plinth

[^] Height includes plinth. Height includes plinth and sunroof for CT versions.

* Sunroof provided inside cabinet for attachment onsite.

Assembled and Wired

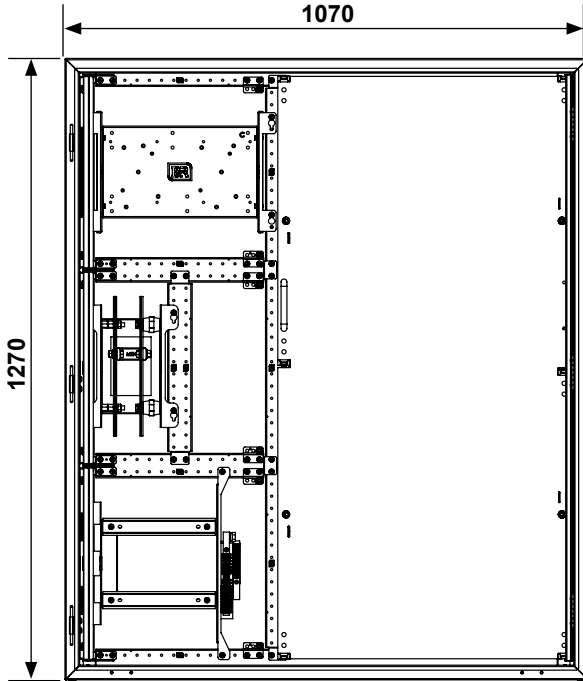
Part Number	External Dimensions (mm)			Typical Incomer mm ²	Main Switch Section	Available Metering Configuration	Sub Main Section	Mounting
	Height [^]	Width	Depth					
TGXQ10M1P/CW	1270	1070	480	95	Supplied with Schneider NSX250B 250A Micro 2.2 25kA	Wired for 10 x single phase meters	10 MCB IC60N 63A C-curve 6kA	Wall
TGXQCT250/CW*	2240	670	480	95	Supplied with Schneider NSX250B 250A Micro 2.2	1 x CT tenant Test block and CTs mounted	250A rated tails (no devices)	Plinth

[^] Height includes plinth. Height includes plinth and sunroof for CT versions.

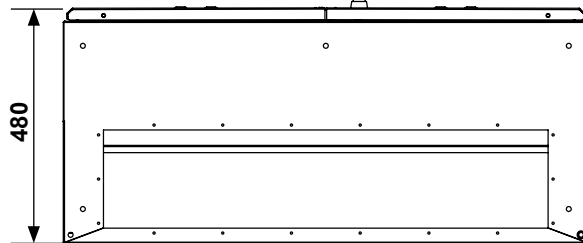
* Sunroof provided inside cabinet for attachment onsite.

TECHNICAL DRAWINGS & COMPONENTS

TGXQ10M1P & TGXQ10M1P/CW



Front View




Bottom View

Product	Inclusions
TGXQ10M1P	Pre-configured metalware only
TGXQ10M1P/CW	Pre-configured metalware, switchgear and all wiring

Components Included

Metalware	Switchgear
TGBPRM12H10W	10 x MCB padlock device
TGDL24P0404	10 x MCB 6kA
TGEBK0404	1 x NSX rotary handle
TGLM25A0402	2 x NSX terminal shield
TGMC25A0404/C	1 x NSX250B 25kA
TGP1206	Includes wiring
TGLA12A0206	
LK13C35	
LK400A13C150	

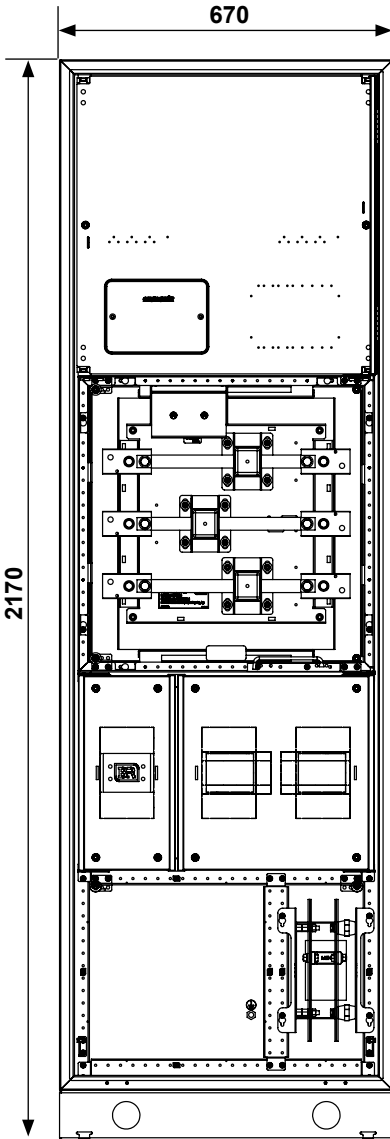
These components come from the Infinity 3G Modular Switchboard range which are used to manufacture this pre-configured switchboard product. Switchgear listed above is fitted and wired inside the pre-configured switchboard.



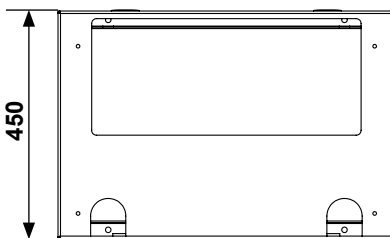
TECHNICAL DRAWINGS & COMPONENTS

TGXQCT250 & TGXQCT250/CW


Product	Inclusions
TGXQCT250	Pre-configured metalware only
TGXQCT250/CW	Pre-configured metalware, switchgear and all wiring



Front View



Bottom View



Components Included

Metalware	Switchgear
TGBPRM20H06W	1 x NSX rotary handle
TGQPRM01H06W/1	2 x NSX terminal Shield
TGCT400A0606	1 x NSX250B 25kA
TGPQCT0606	Includes wiring
TGLM25A0402	
TGMC0402/C	
TGMC25A0404/C	
TGECC0406	
CTPFK (pot. fuse kit)	
CT test block	
Type S CT's (extended range)	
Sunroof	

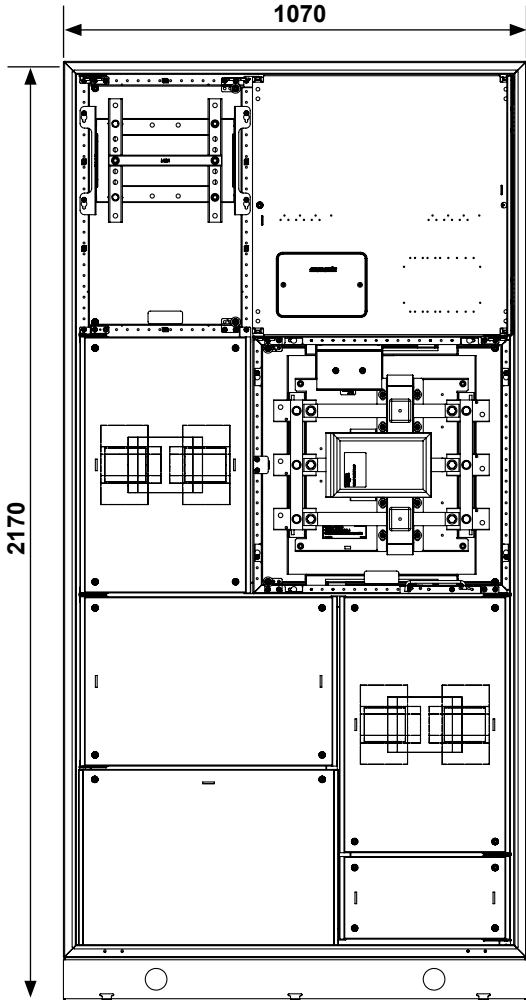
These components come from the Infinity 3G Modular Switchboard range which are used to manufacture this pre-configured switchboard product. Switchgear listed above is fitted and wired inside the pre-configured switchboard.

* sunroof not shown on technical drawing.

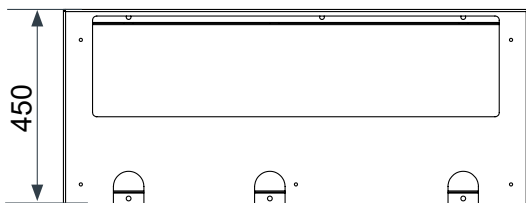
TECHNICAL DRAWINGS & COMPONENTS

TGXQCT630

Product	Inclusions
TGXQCT630	Pre-configured metalware only



Front View



Bottom View

Components Included

- TGBPRM20H10W
- TGQPRM01H10W/1
- TGMCS63A0604/C
- TGPQCT0606
- TGCT630A0606
- TGLM63A0404
- TGPDF06
- TGYDV06
- CTPFK (pot. fuse kit)
- CT test block
- Type T CT's
- Sunroof

These components come from the Infinity 3G Modular Switchboard range which are used to manufacture this pre-configured switchboard product.

* sunroof not shown on technical drawing.

Pre-Configured Infinity 3G

New South Wales



- Robust construction to ensure long service life.
- Region C wind rated to AS1170.2-2002: Structural design actions – Wind actions.
- Trouble free direct buying of enclosures to accommodate additional configurations.
- IP66 rated
- Manufactured from 1.6mm zinc coated steel.
- Powdercoated Light Grey RAL7035.

Comes standard with:

- Large 3mm aluminium gland plate
- Stainless steel door hinges
- 3-point locking
- Recessed padlockable swing handle
- Document holder
- Roof sunshade provided on CT switchboards.
- Multiple Earth Neutral (MEN) link provided
- Includes AS/NZS 61439 compliance documentation.



TGXN12M1P

ORDERING GUIDE

Metalware Assembled

No functional devices, wiring or labels included.

Part Number	External Dimensions (mm)			Max. Incomer (mm ²)	Main Switch Section	Available Metering Configuration	Sub Main Section	Mounting
	Height [^]	Width	Depth					
TGXN12M1P [▲]	1970	1070	480	95	Space for Schneider MCCB Max 250A	10 x single phase or 6 x 3 phase or 7 x dual tariff with 3 x network devices	24 Pole DIN (no devices)	Plinth
TGXNCT250 [*]	2240	670	480	95	Space for Schneider MCCB Max 250A	1 x CT tenant Test block and CTs mounted	Space for 2 x Schneider MCCB Max 250A	Plinth
TGXNCT630 ^{*▲}	2040	1070	480	240	Space for Schneider MCCB Max 630A	1 x CT tenant Test block and CTs mounted	Space for 1 x Schneider MCCB Max 630A	Plinth

[▲] Available on request.

[^] Height includes plinth. Height includes plinth and sunroof for CT versions.

^{*} Sunroof provided inside cabinet for attachment onsite.

Assembled and Wired

Part Number	External Dimensions (mm)			Max. Incomer (mm ²)	Main Switch Section	Available Metering Configuration	Sub Main Section	Mounting
	Height [^]	Width	Depth					
TGXN12M1P/CW	1970	1070	480	95	Supplied with Schneider 250A MCCB	Wired for 12 x single phase	12 MCB IC60N 63A C-curve 6kA	Wall
TGXNCT250/CW [*]	2240	670	480	95	Supplied with Schneider 250A MCCB	1 x CT tenant test block and CTs mounted	27 poles DIN (no devices)	Plinth

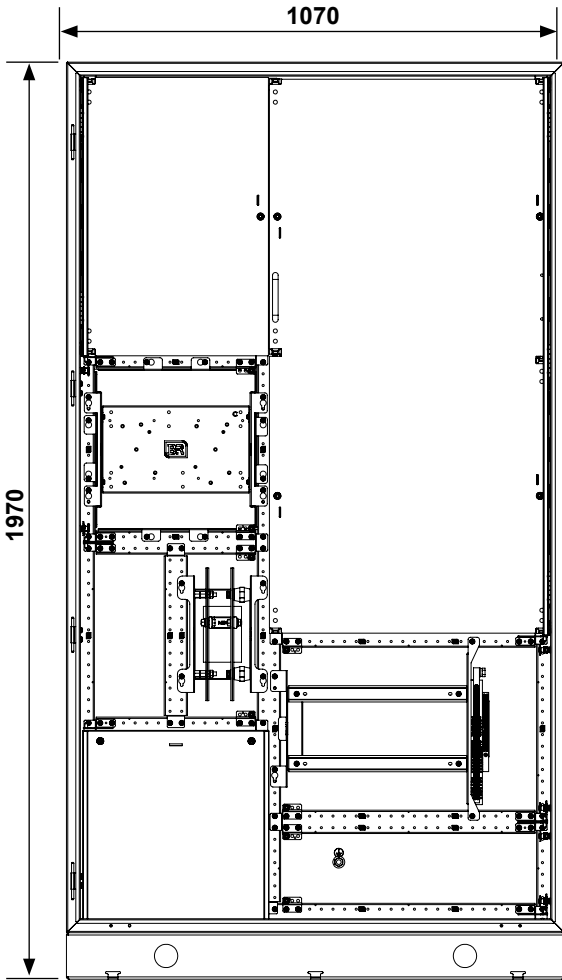
[^] Height includes plinth. Height includes plinth and sunroof for CT versions.

^{*} Sunroof provided inside cabinet for attachment onsite.

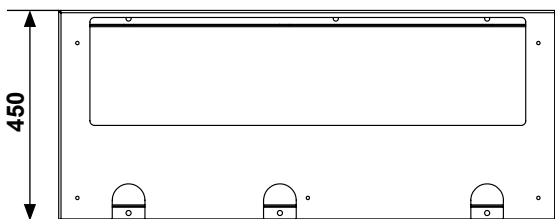
TECHNICAL DRAWINGS & COMPONENTS

TGXN12M1P & TGXN12M1P/CW

Product	Inclusions
TGXN12M1P	Pre-configured metalware only
TGXN12M1P/CW	Pre-configured metalware, switchgear and all wiring



Front View



Bottom View



Components Included


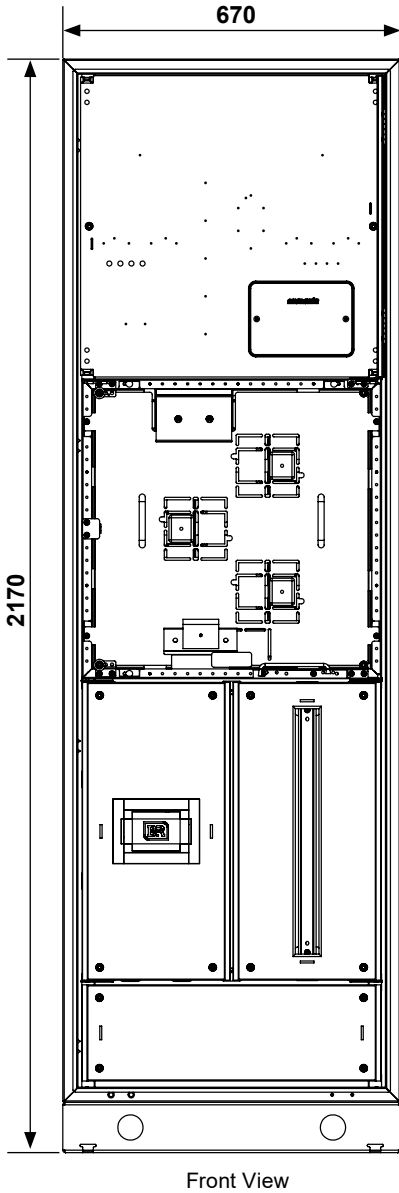
Metalware	Switchgear
TGBPRM18H10W	12 x MCB padlock device
TGQPRM01H10W/1	12 x MCB 6kA
TGDL40P0406	1 x NSX rotary handle
TGMC25A0404/C	2 x NSX terminal shield
TGLA12A0206	1 x NSX 250B 25kA
TGLM25A0402	Includes Wiring
TGP0606	
TGP1206	
LK400A13C150	
LK400A7C150	

These components come from the Infinity 3G Modular Switchboard range which are used to manufacture this pre-configured switchboard product. Switchgear listed above is fitted and wired inside the pre-configured switchboard.

TECHNICAL DRAWINGS & COMPONENTS

TGXNCT250 & TGXNCT250/CW

Product	Inclusions
TGXNCT250	Pre-configured metalware only
TGXNCT250/CW	Pre-configured metalware, switchgear and all wiring



Components Included

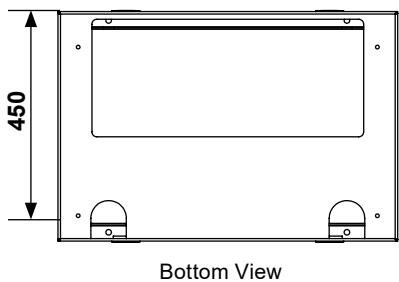
Metalware

- TGBPRM20H06W
- TGQPRM01H06W/1
- TGCT400A0606
- TGCTNL/KP100
- TGCTSC0606
- TGD27P0603
- TGD27PEN
- TGMC0603/C
- TGPNCT0606

- Test block
- Type-S CT's (extended range)
- CTPFK (pot. fuse kit)
- Sunroof

Switchgear

- 1 x NSX rotary handle
- 2 x NSX terminal shield
- 1 x NSX 250B 25kA
- Includes wiring



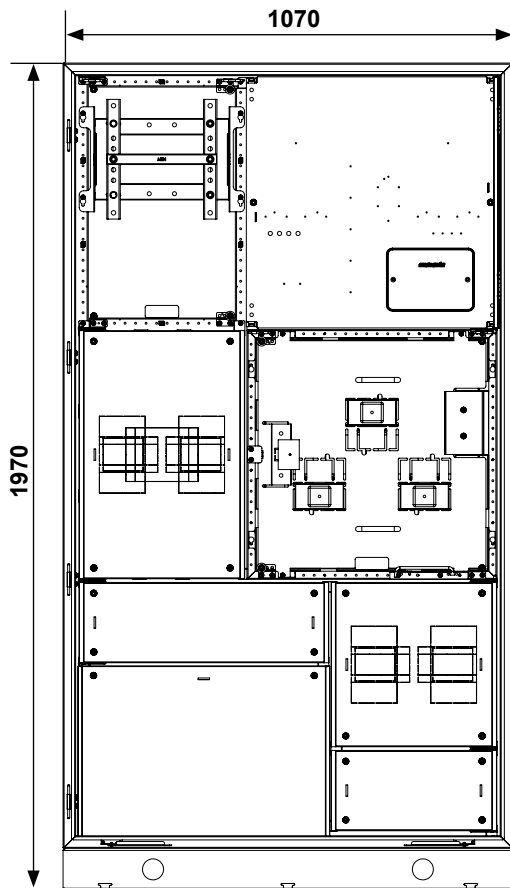
These components come from the Infinity 3G Modular Switchboard range which are used to manufacture this pre-configured switchboard product. Switchgear listed above is fitted and wired inside the pre-configured switchboard.

* Sunroof not shown on technical drawing

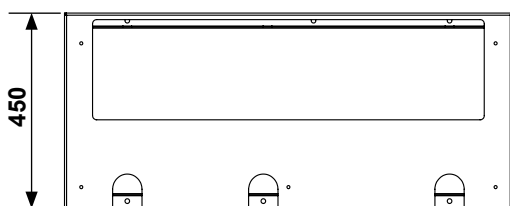
TECHNICAL DRAWINGS & COMPONENTS

TGXNCT630

Product	Inclusions
TGXNCT630	Pre-configured metalware only



Front View



Bottom View

* Sunroof not shown on technical drawing



Components Included

TGBPRM18H10W
TGQPRM01H10W/1
TGCT630A0606
TGCTNL/KP100
TGCTSC0606
TGLM63A0404
TGMC25A0404/C
TGMCS63A0604/C
TGPNCT0606
TGYPLK
CT test block
Type-T CT's
CTPFK (pot. fuse kit)
Sunroof

These components come from the Infinity 3G Modular Switchboard range which are used to manufacture this pre-configured switchboard product.

Pre-Configured Infinity 3G

Victoria



- Robust construction to ensure long service life.
- Region C wind rated to AS1170.2-2002: Structural design actions – Wind actions.
- Trouble free direct baying of enclosures to accommodate additional configurations.
- IP34 rated
- Manufactured from 1.6mm zinc coated steel.
- Powdercoated Light Grey RAL7035.

Comes standard with:

- Large 3mm aluminium gland plate
- Stainless steel door hinges
- 3-point locking
- Recessed padlockable swing handle and standard Victorian CL001 keyed cylinder
- Document holder
- Roof sunshade
- Multiple Earth Neutral (MEN) link provided
- Includes AS/NZS 61439 compliance documentation.



ORDERING GUIDE

Metalware Assembled

No functional devices, wiring or labels included.

Part Number	External Dimensions (mm)			Max. Incomer	Main Switch Section	Available Metering Configuration	Sub Main Section	Mounting
	Height [^]	Width	Depth					
TGXV12M1P ^{*^}	1270	1070	430	50	Space for Schneider MCCB Max 160A	12 x single phase 8 x 3 phase	24 Pole DIN (no devices)	Wall (raised plinth sold separately)
TGXVCT160 ^{*#}	2240	670	430	50	Space for Schneider MCCB Max 160A	1 x CT tenant (CT not included)	Direct connect to CT chamber	Plinth

*Suitable for customer mains only.

▲ Available on request.

[^] Height includes plinth. Height includes plinth and sunroof for CT versions.

[#] Sunroof provided inside cabinet for attachment onsite.

Assembled and Wired

Part Number	External Dimensions (mm)			Max. Incomer	Main Switch Section	Available Metering Configuration	Sub Main Section	Mounting
	Height [^]	Width	Depth					
TGXV12M1P/CW [*]	1270	1070	430	50	Supplied with NSX160B 160A Micro 2.2 25kA	Wired for 12 x single phase	Supplied with 12 MCB IC60N 40A C-curve 6kA	Wall (raised plinth sold separately)
TGXVCT160/CW [*]	2240	670	430	50	Supplied with NSX160B 160A Micro 2.2 25kA	1 x CT tenant	Direct connect to CT chamber	Plinth
TGXVCT160/CWSPD [*]	2240	670	430	50	Supplied with NSX160B Micro2.2 (C16B32D160) & MBP00160A3P (33200) SPD & DIN 00 size 160A fuses (N00160)	1 x CT tenant	Direct connect to CT chamber	Plinth

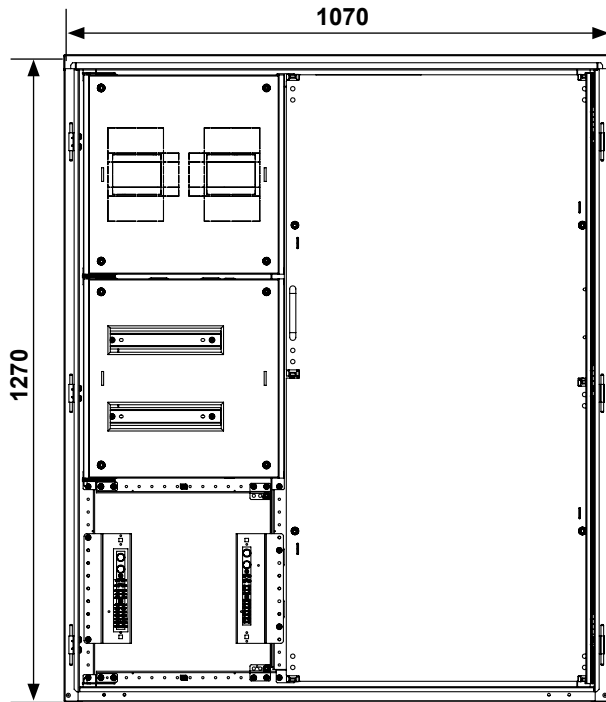
*Suitable for customer mains only.

[^] Height includes plinth and sunroof.

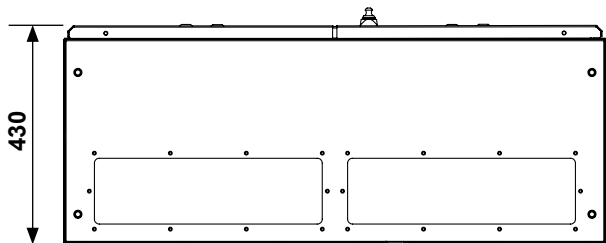
[#] Sunroof provided inside cabinet for attachment onsite.

TECHNICAL DRAWINGS & COMPONENTS

TGXV12M1P & TGXV12M1P/CW



Front View




Bottom View

Product	Inclusions
TGXV12M1P	Pre-configured metalware only
TGXV12M1P/CW	Pre-configured metalware, switchgear and all wiring

Components Included

Metalware	Switchgear
TGBCEN12H10W	12 x MCB 6kA
TGMC25A0404/C	1 x NSX rotary handle
TGDL24P0404	2 x NSX terminal shield
TGP1206	1 x NSX 160B 25kA
TGYPLK	Includes wiring
LK400A7C150	

These components come from the Infinity 3G Modular Switchboard range which are used to manufacture this pre-configured switchboard product. Switchgear listed above is fitted and wired inside the pre-configured switchboard.



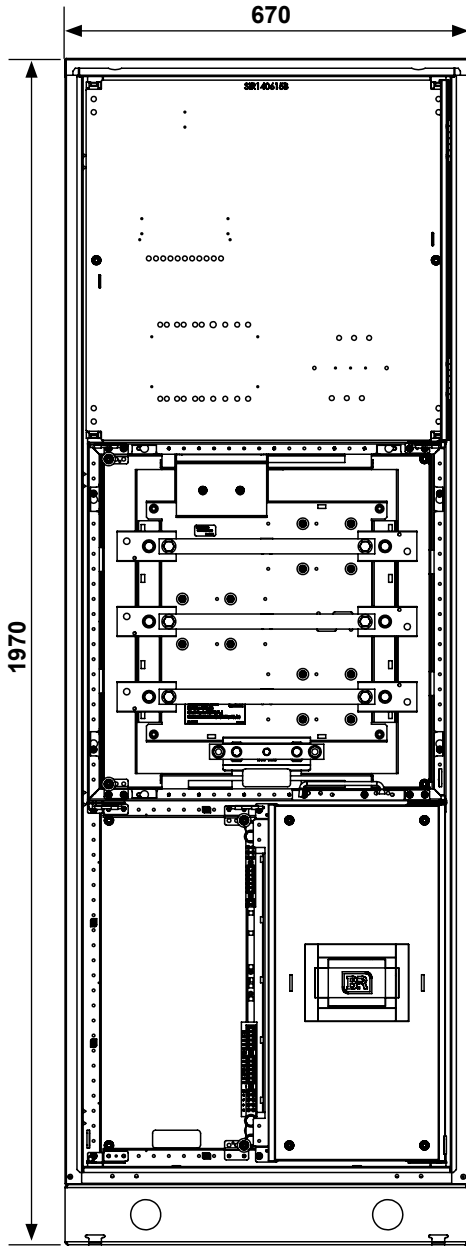
Pre-Configured Infinity 3G

Victoria

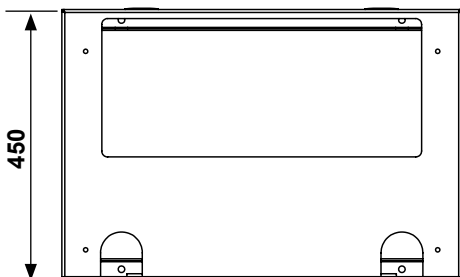
VIC

TECHNICAL DRAWINGS & COMPONENTS

TGXVCT160 & TGXVCT160/CW



Front View



Bottom View



Product	Inclusions
TGXVCT160	Pre-configured metalware only
TGXVCT160/CW	Pre-configured metalware, switchgear and all wiring

Components Included

Metalware

- TGBCEN18H06W
- TGQCEN01H06W
- TGCT400A0606
- TGCTNL/CU
- TGMC0603/C
- TGPVCT0606
- CTPFK (pot. fuse kit)
- Sunroof

Switchgear

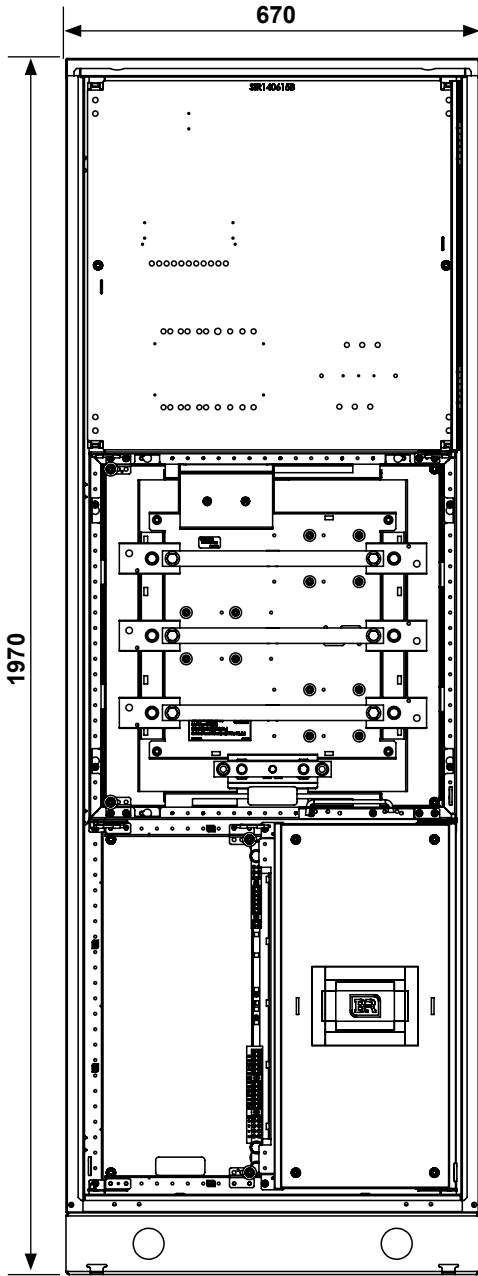
- 12 x MCB 6kA
- 1 x NSX rotary handle
- 2 x NSX terminal shield
- 1 x NSX 160B 25kA
- Includes wiring

These components come from the Infinity 3G Modular Switchboard range which are used to manufacture this pre-configured switchboard product. Switchgear listed above is fitted and wired inside the pre-configured switchboard.

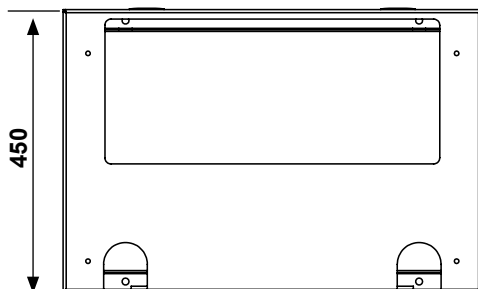
* Sunroof not shown on technical drawing or photographic image.

TECHNICAL DRAWINGS & COMPONENTS

TGXVCT160/CWSPD




Front View



Bottom View

Product	Inclusions
TGXVCT160/CWSPD	Pre-configured metalware, switchgear and all wiring



* Sunroof not shown on technical drawing or photographic image.

Components Included

Metalware	Switchgear
TGCEN18H06W	1 x SPD Device
TQCEN01H06W	Includes wiring
TGCT400A0606	
TGCTNL/CU	
TGMC0603/C	
TGPVCT0606	
CTPFK (pot. fuse kit)	
Sunroof	

These components come from the Infinity 3G Modular Switchboard range which are used to manufacture this pre-configured switchboard product. Switchgear listed above is fitted and wired inside the pre-configured switchboard.

Pre-Configured Infinity 3G

South Australia



- Robust construction to ensure long service life.
- Region C wind rated to AS1170.2-2002: Structural design actions – Wind actions.
- Trouble free direct baying of enclosures to accommodate additional configurations.
- IP66 rated
- Manufactured from 1.6mm zinc coated steel.
- Powdercoated Light Grey RAL7035.

Comes standard with:

- Large 3mm aluminium gland plate
- Stainless steel door hinges
- 3-point locking
- Recessed padlockable swing handle and a 92268 keyed cylinder
- Document holder
- Multiple Earth Neutral (MEN) link provided
- Includes AS/NZS 61439 compliance documentation.



ORDERING GUIDE

Metalware Assembled

No functional devices, wiring or labels included.

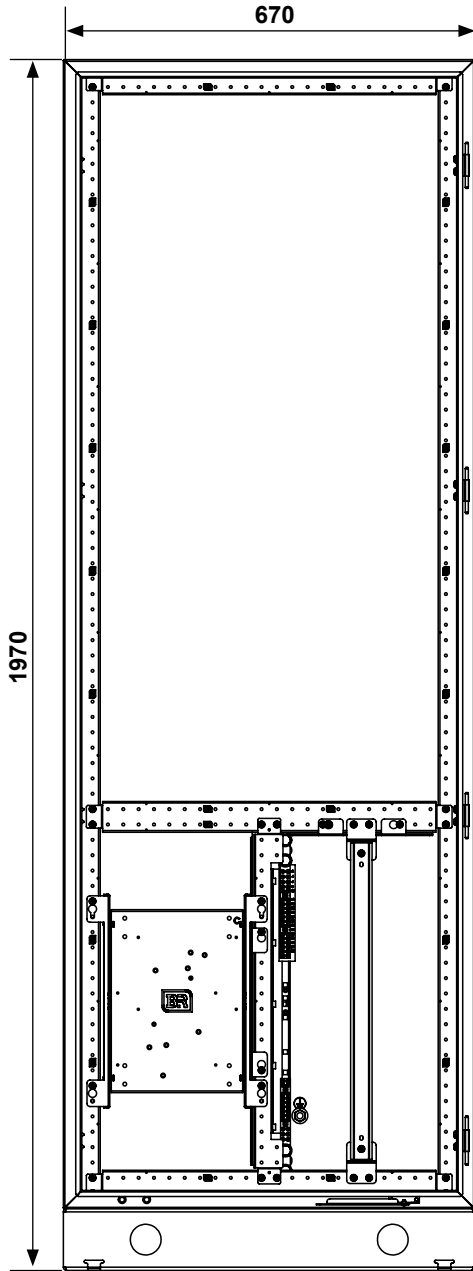
External Dimensions (mm)

Part Number	Height [^]	Width	Depth	Max. Incomer mm ²	Main Switch Section	Available Metering Configuration	Sub Main Section	Mounting
TGXS11M1P [^]	1970	670	480	95	Space for Schneider MCCB Max 250A	11 x single phase 5 x 3 phase	27 Pole DIN (no devices)	Plinth

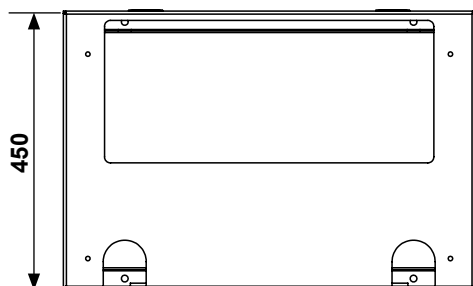
[^] Height includes plinth.

TECHNICAL DRAWINGS & COMPONENTS

TGXS11M1P



Front View



Bottom View



Components Included

- TGBPRM18H06W
- TGQPRM01H06W/1
- TGD27P0603
- TGD27PEN
- TGMC0603/C
- TGP1206
- TGYPLK
- TGYSC18H
- LK400A7C150
- LK400A7C150

These components come from the Infinity 3G Modular Switchboard range which are used to manufacture this pre-configured switchboard product.

Primo Range



- Robust construction to ensure long service life.
- Region C wind rated to AS1170.2-2002: Structural design actions – Wind actions.
- Wide double door enclosures have no central mullion allowing full width accessibility.
- Special door hinging allows field reversible doors to be left or right hinged.
- Full height open sides allow trouble-free direct baying of enclosures (side covers to be purchased separately).
- Manufactured from
 - 1.6mm zinc coated steel,
 - 1.5mm 316 stainless steel or
 - 2mm aluminium.
- Powdercoated Light Grey RAL7035.

Comes standard with:

- Large 3mm aluminium gland plate
- Stainless steel door hinges
- Padlockable swing handle door lock with optional 92268 or CL001 cylinder provided
- Document holder
- 3-point locking
- Top and bottom mullion rail
- Includes AS/NZS 61439 compliance documentation

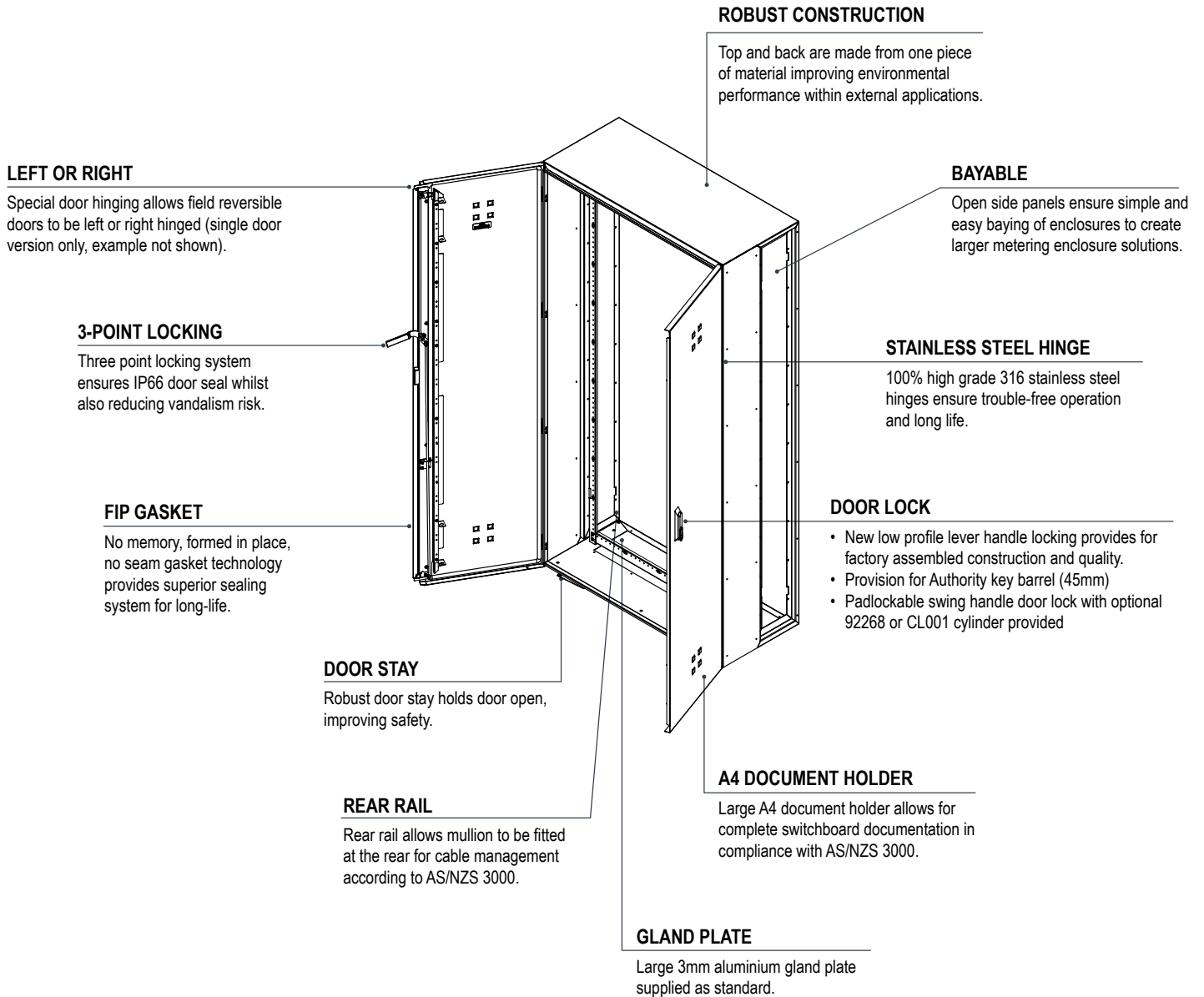


ORDERING GUIDE

Part Number				Modular Size (dm)		External Dimensions (mm)			
Zinc coated steel (RAL7035)	Zinc Coated Steel (X15 Orange)	316 stainless steel (N4 surface finish)	Aluminium* (RAL7035)	Height	Width	Height	Width	Depth	Double Door
TGBPRM12H06W	TGBPRM12H06W/RO [▲]	TGBPRM12H06W/S	TGBPRM12H06W/A [▲]	12	6	1270	670	480	
TGBPRM12H10W	TGBPRM12H10W/RO [▲]	TGBPRM12H10W/S	TGBPRM12H10W/A [▲]	12	10	1270	1070	480	•
TGBPRM18H06W	TGBPRM18H06W/RO [▲]	TGBPRM18H06W/S	TGBPRM18H06W/A [▲]	18	6	1870	670	480	
TGBPRM18H10W	TGBPRM18H10W/RO [▲]	TGBPRM18H10W/S	TGBPRM18H10W/A [▲]	18	10	1870	1070	480	•
TGBPRM20H06W	TGBPRM20H06W/RO [▲]	TGBPRM20H06W/S	TGBPRM20H06W/A [▲]	20	6	2070	670	480	
TGBPRM20H10W	TGBPRM20H10W/RO [▲]	TGBPRM20H10W/S	TGBPRM20H10W/A [▲]	20	10	2070	1070	480	•

[▲] Available on request

All enclosures come standard with a swing handle lock with options for padlocking and/or 92268 keyed cylinders or CL001 keyed cylinders. The swing handle is also compatible with all authority keyed cylinders which are best obtained from your local locksmith (except NSW, see accessories below)



Primo Range

ACCESSORIES

Part Number	Product	Description	To Suit Encl Size
TGYUKNSW [▲]	Key	Assa Abloy NSW Utilities (one only)	All
TGYULNSW [▲]	Lock (Euro Cylinder)	Assa Abloy NSW Utilities (one only)	All
TGYULVIC		Vic Utilities CL001 keyed supplied with 2 keys	
TGY250M5	Screws	M5 Hex head taptite screws (Bag of 250)	All
TGYSR06W	Sunroof <i>B&R recommend using a sunroof on all outdoor switchboards that include CT's.</i>	Zinc coated steel powdercoated RAL7035	6W
TGYSR10W			10W
TGYSR06W/RO [▲]		Zinc coated steel powdercoated X15	6W
TGYSR10W/RO [▲]			10W
TGYSR06W/S		Stainless steel N4 finish For Stainless and Aluminium enclosures	6W
TGYSR10W/S			10W

▲ Available on request.

Side Covers

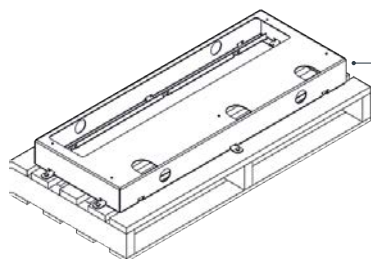
Part Number				Description	To Suit Encl Size
Zinc RAL7035	Zinc X15	Stainless N4	Aluminium RAL7035		
TGYSC12H	TGYSC12H/RO [▲]	TGYSC12H/S	TGYSC12H/A [▲]	Side covers sold as pairs and require a set per each full switchboard *can also be used as segregation between tiers	12H
TGYSC18H	TGYSC18H/RO [▲]	TGYSC18H/S	TGYSC18H/A		18H
TGYSC20H	TGYSC20H/RO [▲]	TGYSC20H/S	TGYSC20H/A [▲]		20H

▲ Available on request.

Plinths - Hot Rolled Galvanised

Part Number	Product	Description	External Dimensions (mm)			
			Height	Width	Depth	To Suit Enclosure Size
TGQPRM01H06W/1	Powdercoated Black	For 1 enclosure	100	670	450	6W
TGQPRM01H10W/1			100	1070	450	10W
TGQPRM01H12W/2		For 2 enclosures	100	1340	450	6W + 6W
TGQPRM01H16W/2			100	1740	450	10W + 6W
TGQPRM01H18W/3 [▲]			100	2010	450	6W + 6W + 6W
TGQPRM01H06W/1/S [▲]	Stainless Steel N4 Finish	For 1 enclosure	100	670	450	6W
TGQPRM01H10W/1/S			100	1070	450	10W
TGQPRM01H12W/2/S [▲]		For 2 enclosures	100	1340	450	6W + 6W
TGQPRM01H16W/2/S			100	1740	450	10W + 6W
TGQPRM01H18W/3/S [▲]			100	2010	450	6W + 6W + 6W

▲ Available on request.



GALVANISED PLINTH

- 50mm Ø holes allow pipe to be used for slinging during installation.
- Corrosion proof fully galvanised rigid 3mm sheet steel plinth.
- Plinth comes pre-fitted with pallet for easy transportation and stability
- Single sheet steel construction provides superior rigidity and strength
- Mounting brackets allow securing of plinth beyond the perimeter of the enclosures, however 100mm clearance is needed on all sides for this feature.

Project Profile

Padstow Gardens, Eight Mile Plains, QLD



Padstow Gardens is a residential development located in Eight Mile Plains, South of Brisbane, consisting of eighteen residential townhouses.



A solution was required to supply an IP rated, modular switchboard solution for a multiple tenancy, central location within the complex. This project consisted of two (2) stages.

D&L Williamson Electrical is a family owned business with over 25 years' experience in the building industry. Based in south east Queensland, D&L provide a range of electrical services, including commercial projects, renovations, security installations and switchboard upgrades.

D&L were contracted to complete electrical works for Padstow Gardens

As part of stage one, D&L required a main switchboard with the capacity to house CT metering and private metering for nine of the eighteen residential townhouses within the complex.

“ We appreciate the high level of after sales service that we receive from B&R sales representatives. ”

For stage two, a second main switchboard was required for all remaining townhouses located in a different area of the complex.

The main switchboard needed to be installed outdoors, and therefore IP66 rating was specified for total protection against the ingress of dust and water.

B&R provided an Infinity 3G modular switchboard solution for this project. Utilising B&R's wholesale partners, the entire product solution was supplied through CNW Electrical Wholesale and Energy Solutions located in Geebung.

The current ratings at Padstow Gardens were also considered for this project as they were expected not to exceed 125 Amps.

B&R and D&L Williamson Electrical selected the Primo range as it met all the needs of this project including the IP66 protection rating required for installation outdoors.

B&R's Infinity 3G product range is a modular solution for commercial and residential applications up to 630 Amps.

B&R designed, manufactured and assembled the switchboard at their facility at Heathwood, south of Brisbane.

B&R delivered the switchboard over to D&L to wire and complete the installation on site. This kept the lead time of the project to a minimum, and ensured that D&L could offer their customer a time effective solution.

D&L and B&R have worked closely together in the past on projects including Aspect on Archer in Toowong, and Southpoint, a new apartment development in Moorooka.

Michael from D&L Williamson appreciates the quality of after-sale service they receive from B&R sales representatives. With external time constraints to be met, D&L value the quick turn around with any changes or additions needed.

“With power coming on soon, we can't have someone taking weeks to get something done – it needs to be sorted promptly”. D&L are comfortable that any questions they have will be addressed quickly and thoroughly. B&R and D&L look forward to working together in the future, including on a new development at Albany Creek with similar requirements to Padstow Gardens.

Centro Range



- Robust construction to ensure long service life.
- Region C wind rated to AS1170.2-2002: Structural design actions – Wind actions.
- Full width enclosure with no centre mullion.
- Special door hinging allows field reversible doors to be left or right hinged.
- Manufactured from 1.2mm zinc coated steel.
- Powdercoated Light Grey RAL7035.

Comes standard with:

- 3mm aluminium gland plate
- Stainless steel door hinges
- 3-point locking
- Padlockable swing handle door lock with optional 92268 or CL001 cylinder provided
- Document holder
- Top and bottom mullion rail



NO MULLION DOUBLE DOOR

Features an innovative design to achieve IP34 without the use of central mullion. This allows for complete access without obstruction.

ROBUST CONSTRUCTION

Top and back are made from one piece of material improving environmental performance within external applications.

LEFT OR RIGHT

Special door hinging allows field reversible doors to be left or right hinged (single door version only, example not shown).

3-POINT LOCKING

Three point locking system ensures IP34 door seal whilst also reducing vandalism risk.

AESTHETIC DESIGN

Bevel edged doors, neutral colour and plinth cover with no visible mounting holes provides a professional enclosure system.

STAINLESS STEEL HINGE

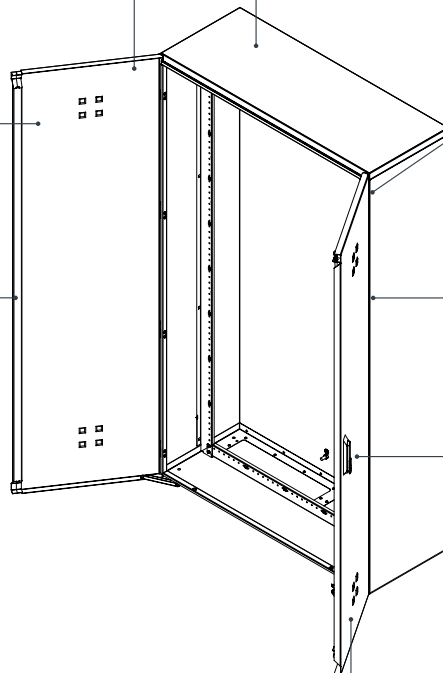
100% high grade 316 stainless steel hinges ensure trouble-free operation and long life.

DOOR LOCK

- New low profile lever handle locking provides for factory assembled construction and quality.
- Provision for Authority key barrel (45mm)
- Padlockable swinghandle door lock with optional 92268 or CL001 cylinder provided

A4 DOCUMENT HOLDER

Large A4 document holder allows for complete switchboard documentation in compliance with AS/NZS 3000.



ORDERING GUIDE

Part Number	Modular Size (dm)		External Dimensions (mm)			
	Height	Width	Height	Width	Depth	Double Door
TGBCEN12H06W	12	6	1270	670	430	
TGBCEN12H10W	12	10	1270	1070	430	•
TGBCEN18H06W	18	6	1870	670	430	
TGBCEN18H10W	18	10	1870	1070	430	•

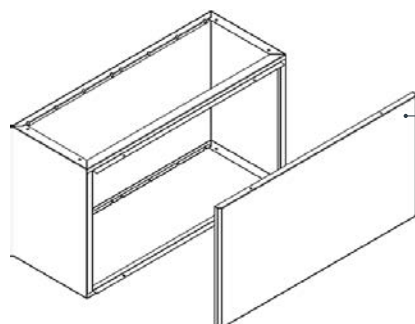
ACCESSORIES

Part Number	Product	Description	To Suit Encl Size
TGYUKNSW [▲]	Key	Assa Abloy NSW Utilities (one only)	All
TGYULNSW [▲]	Lock (Euro Cylinder)	Assa Abloy NSW Utilities (one only)	All
TGY250M5	Screws	M5 Hex head taptite screws (Bag of 250)	All
TGYSR06W	Sunroof	Zinc coated steel powdercoated RAL7035	6W
TGYSR10W	<i>B&R recommend using a sunroof on all outdoor switchboards that include CT's.</i>		10W

▲ Available on request.

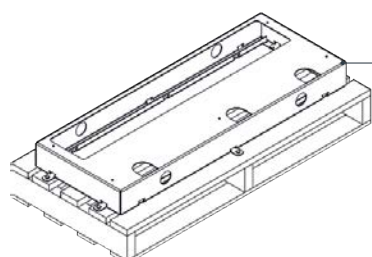
Plinths

Part Number	Product	Description	Dimensions (mm)				TGBCEN12H06W	TGBCEN12H10W	TGBCEN18H06W	TGBCEN18H10W
			Height	Width	Depth					
TGQCEN06H06W	Raised access plinths Powdercoated RAL7035	6 high x 6 wide	600	670	400	•				
TGQCEN06H10W		6 high x 10 wide	600	1070	400		•			
TGQCEN01H06W	Hot rolled galvanised plinths Powdercoated black	1 high x 6 wide	100	670	400	•		•		
TGQCEN01H10W		1 high x 10 wide	100	1070	400		•		•	



RAISED ACCESS PLINTHS

- High performance galvanised steel ensures corrosion-free operation.
- Vandal resistant front cover with no visible mounting points.
- Raising plinths only used for 1270mm high enclosures.
- Powdercoated RAL7035



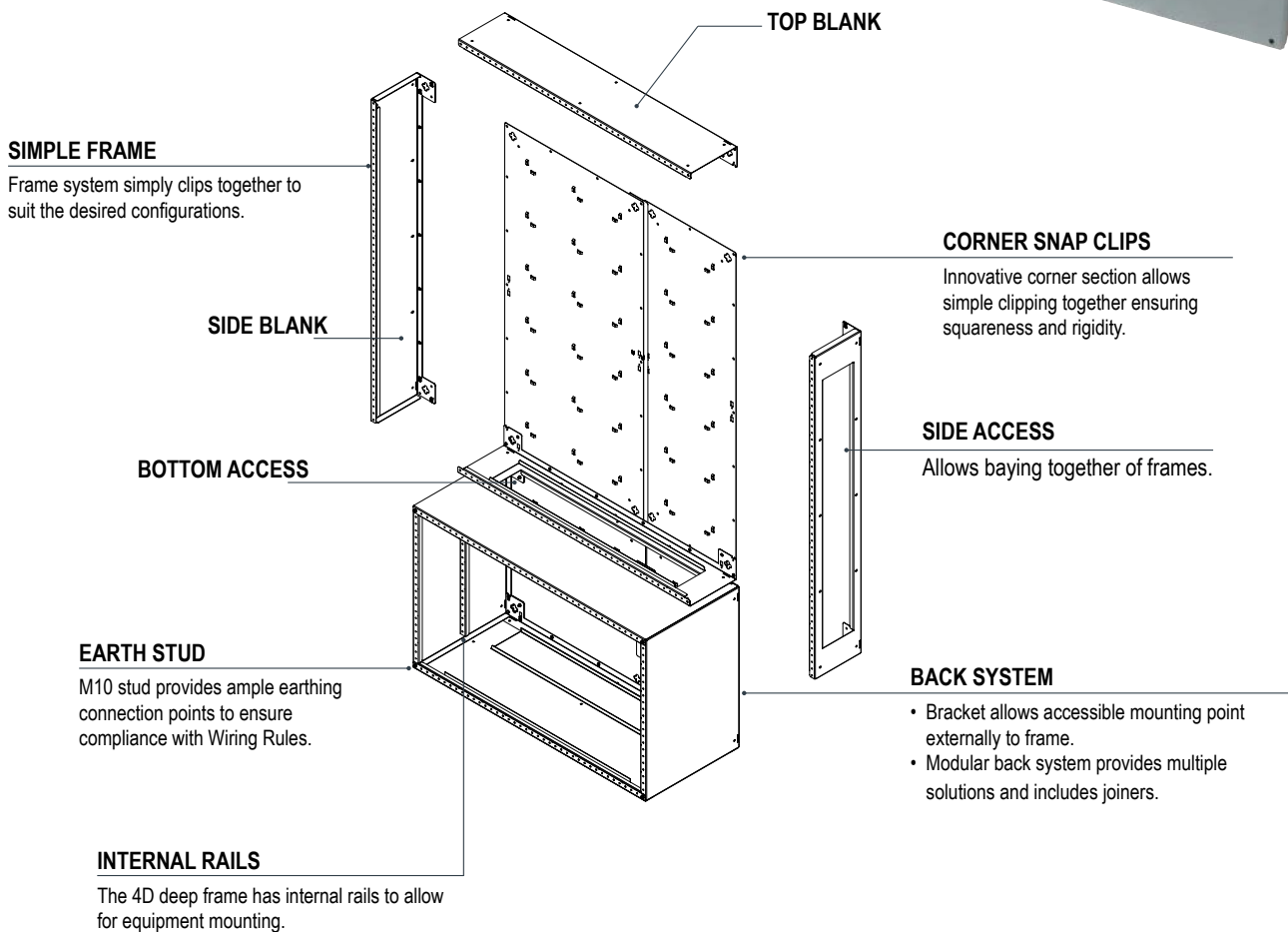
GALVANISED PLINTHS

- 50mm Ø holes allow pipe to be used for slinging during installation.
- Corrosion proof fully galvanised rigid 3mm sheet steel plinth.
- Plinth comes pre-fitted with pallet for easy transportation and stability
- Single sheet steel construction provides superior rigidity and strength
- Mounting brackets allow securing of plinth beyond the perimeter of the enclosures, however 100mm clearance is needed on all sides for this feature.
- Powdercoated black

Econo Range



- Robust construction to ensure long service life.
- Frame system clips together to the desired configurations.
- Wide selection of top, bottom pair and side pair (set of 2) that can have either closed (blank) or opening (access) features allowing most combinations to meet application demands.
- Manufactured from 1.6mm zinc coated steel.
- Powdercoated Light Grey RAL7035.



i The frame is symmetrical allowing it to be rotated 90° once assembled to achieve other size configurations. For example a 12H x 14W can become 14H x 12W simply by rotating.

ORDERING GUIDE

Part Number	Product	Description (Pair)	Modular Size (dm)		External Dimensions (mm)		
			Height	Width	Height	Width	Depth
TGFAB06H02D▲	Frame Access-Blank Side (Pair)	1 x Access 1 x Blank	6		600		200
TGFAB10H02D▲			10		1000		200
TGFAB12H02D▲			12		1200		200
TGFAB18H02D▲			18		1800		200
TGFBB06H02D	Frame Blank-Blank Side (Pair)	2 x Blank	6		600		200
TGFBB10H02D			10		1000		200
TGFBB12H02D			12		1200		200
TGFBB18H02D			18		1800		200
TGFAB06W02D	Frame Access-Blank Top/Bottom (Pair)	1 x Access 1 x Blank		6		600	200
TGFAB10W02D▲				10		1000	200
TGFAB12W02D▲				12		1200	200
TGFAB14W02D▲				14		1400	200
TGFAB16W02D▲				16		1600	200
TGFAB18W02D▲				18		1800	200
TGFBB06W02D	Frame Blank-Blank Top/Bottom (Pair)	2 x Blank		6		600	200
TGFBB10W02D▲				10		1000	200
TGFBB12W02D▲				12		1200	200
TGFBB18W02D▲				18		1800	200
TGFBB06H04D▲	Frame Blank-Blank Side (Pair)	2 x Blank	6		600		400
TGFBB10H04D▲			10		1000		400
TGFAR06W04D▲	Frame Access-Rail Top/Bottom (Pair)	1 x Access Top / Bottom Rails		6		600	400
TGFAR10W04D▲				10		1000	400
TGFAR12W04D▲				12		1200	400
TGFAR14W04D▲				14		1400	400
TGFAR16W04D▲				16		1600	400
TGFAR18W04D▲				18		1800	400
TGFBK06H04W▲	Frame Module Back (Includes joiner)	Each includes joiners that are used for building fire ratings.	6	4	600		400
TGFBK10H04W▲			10	4	1000		400
TGFBK12H04W▲			12	4	1200		400
TGFBK18H04W▲			18	4	1800		400
TGFBK06H06W▲			6	6	600	600	
TGFBK10H06W▲			10	6	1000	600	
TGFBK12H06W▲			12	6	1200	600	
TGFBK18H06W▲			18	6	1800	600	

▲ Available on request.

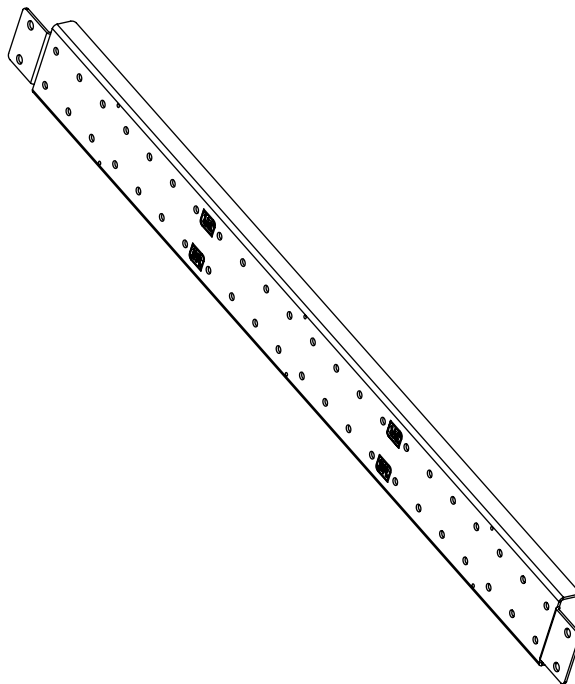
ACCESSORIES

Part Number	Description
TGFWBRK	Wall mounting bracket (set of 4)
TGY250M5	M5 Hex head taptite screws (Bag of 250)

Mullion



- Designed to create module spaces.
- Single width mullion is used throughout.
- Manufactured from 1.6mm zinc coated steel.
- Powdercoated Light Grey RAL7035.



ORDERING GUIDE

Part Number	Module Size (dm)	Width (mm)
TGYMUL02	2	50
TGYMUL04	4	50
TGYMUL06	6	50
TGYMUL08	8	50
TGYMUL10	10	50
TGYMUL12	12	50
TGYMUL14	14	50

ACCESSORIES

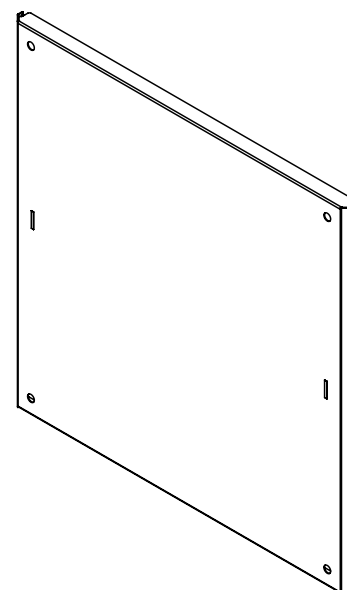
Part Number	Description
TGYFXEK	Fixed escutcheon mounting kit (includes an additional set of brackets and tubenuts)
TGYEPLK▲	Escutcheon padlock brackets to suit all escutcheons (Bag of 5)
TGY250M5	M5 Hex head taptite screws (Bag of 250)

▲ Available on request.

Escutcheons



- Unique design, multi-function escutcheon provides multiple options including:
 - Left or right hinged
 - Sealable
 - Padlockable (kit required, sold separately)
 - Fixed (kit required, sold separately)
- Specially designed tubenuts ensure earthing continuity of escutcheon.
- Bevelled edges provide a professional finish.
- Manufactured from 1.2mm zinc coated steel.
- Powdercoated Light Grey RAL7035.



ORDERING GUIDE

Part Number	Type	Module Size (dm)	
		Height	Width
TGEBK0106	Blank Escutcheon	1	6
TGEBK0202		2	2
TGEBK0204		2	4
TGEBK0206		2	6
TGEBK0306		3	6
TGEBK0402		4	2
TGEBK0404		4	4
TGEBK0406		4	6
TGEBK0601		6	1
TGEBK0602		6	2
TGEBK0603		6	3
TGEBK0604		6	4
TGEBK0606		6	6
TGEBK0802 [▲]		8	2
TGEBK0804		8	4
TGEBK0806		8	6
TGEBK1006		10	6
TGEBK1206 [▲]		12	6
TGECC0404		Cable Zone Cover	4
TGECC0406	4		6
TGECC0410	4		10

▲ Available on request.

ACCESSORIES

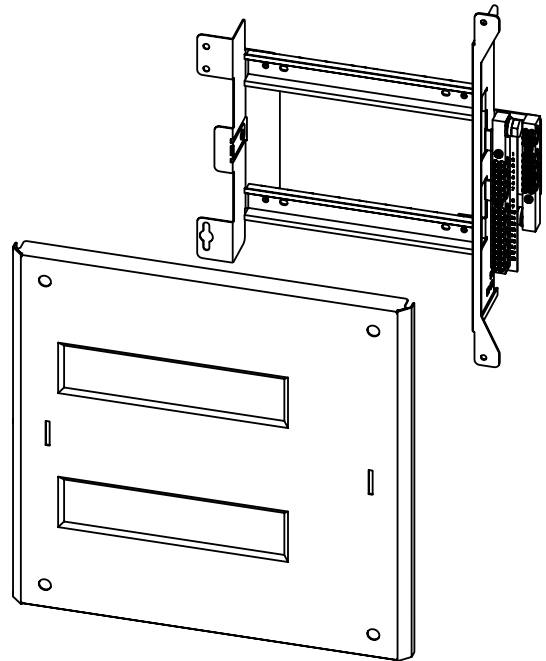
Part Number	Description
TGYFXEK	Fixed escutcheon mounting kit (includes an additional set of brackets and tubenuts)
TGYEPLK [▲]	Escutcheon padlock brackets to suit all escutcheons (Bag of 5)
TGY250M5	M5 Hex head taptite screws (Bag of 250)
TGY10ESB [▲]	M5 extended sealing bolt (Bag of 10)

▲ Available on request.

DIN Rail Modules



- Keyhole attachment points allow for a one person installation and assembly operation.
- Unique design, multi-function escutcheon provides multiple options including:
 - Left and right hinged
 - Sealable
 - Padlockable
 - Fixed (kit required, sold separately)
- Large link bar tunnels to accept up to 25mm².
- Manufactured from
 - 1.6mm galvanised steel (internals)
 - 1.2mm zinc coated steel (escutcheon)
- Unpainted (internals) or powdercoated Light Grey RAL7035 (escutcheon).



KEYHOLES

Keyholes allow easy placement of modules into enclosures without having to have a third hand.

SAFETY

Bevelled DIN cutout area provides additional rigidity.

SAFETY

All exposed edges are folded back.

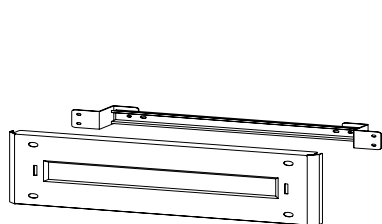
FIXINGS

Unique fixing tubenut remains captive to escutcheon whilst also ensuring continuous earthing.

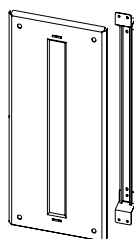
ORDERING GUIDE

Part Number	No. of Poles	Description	Orientation	Module Size (dm)	
				Height	Width
TGDL12P0204	12	Includes earth & neutral links	Horizontal	2	4
TGDL12P0402	12		Vertical	4	2
TGDL24P0404	24		Horizontal	4	4
TGDL36P0604	36		Horizontal	6	4
TGDL40P0406	40		Horizontal	4	6
TGD16P0204	16	Compact version without earth & neutral links	Horizontal	2	4
TGD27P0206	27		Horizontal	2	6
TGD32P0404	32		Horizontal	4	4
TGD54P0406	54		Horizontal	4	6
TGD16P0402	16		Vertical	4	2
TGD27P0306	27		Horizontal	3	6
TGD27P0602 [▲]	27		Vertical	6	2
TGD27P0603	27		Vertical	6	3
TGD81P0606	81		Horizontal	6	6

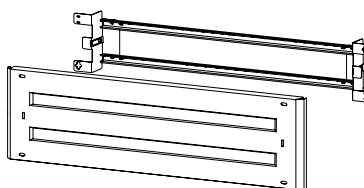
▲ Available on request.



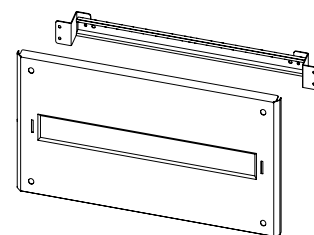
TGD16P0204



TGD27P0603



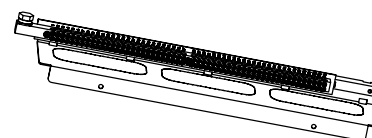
TGD54P0406



TGD27P0306

EARTH & NEUTRAL LINK KITS

Part Number	E/N Link Tunnels	Designed to fit
TGD16PEN [▲]	5/10	TGD16P0204
TGD27PEN	10/18	TGD27P0306 / TGD27P0603
TGD81PEN	27/54	TGD81P0606 (two brackets)



TGD81PEN

*Refer to pages 53-54 for more information on links

▲ Available on request.

ACCESSORIES

Part Number	Description
TGYFXEK	Fixed escutcheon mounting kit (includes an additional set of brackets and tubenuts)
TGYEPLK [▲]	Escutcheon padlock brackets to suit all escutcheons (Bag of 5)
TGY250M5	M5 Hex head taptite screws (Bag of 250)
TGY10ESB [▲]	M5 extended sealing bolt (Bag of 10)
TGLBK	E&N brackets (set of two), for LK uncovered links, links excluded
PF6TR	Pole filler 6-pole tool removable
PF6TR/PK	Pole filler kit 6-pole

▲ Available on request.

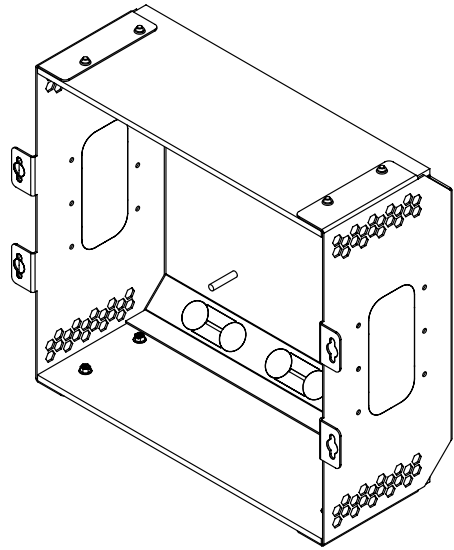


All link bars have tunnels to accept large 25mm² cables or smaller.

Segregation Modules & Dividers



- Keyhole attachment points allow for a one person installation and assembly operation.
- Knockouts are laser cut to minimise assembly efforts.
- This module fits behind equipment modules to provide segregation and to increase forms of internal separation.
- Four studs allow the fitting of a mounting pan for equipment (excluding TGYSG0402).
- Additional venting is provided at top and bottom to facilitate heat dissipation.
- Mitred corners allow easier access to cables.
- Use segregation module with a DIN rail module to form an Authority Module.
- Manufactured from
 - 1.6mm zinc coated steel
 - Insulated phenolic resin black panel
- Powdercoated Light Grey RAL7035.



KEYHOLES

Keyholes allows placement of modules into an enclosure easily.

KNOCK-OUTS

Knock-outs are laser cut to minimise assembly efforts. Special edge protector provided with slide to maintain IP2x.

INSULATED PANEL

Insulated panel allows easy drilling and workability for cable entry.

SEGREGATION

This module fits behind equipment modules to provide segregation.

FOUR STUDS

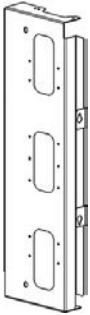
Four studs allows the fitting of a mounting pan for equipment (excluding TGYSG0402).

VENTING

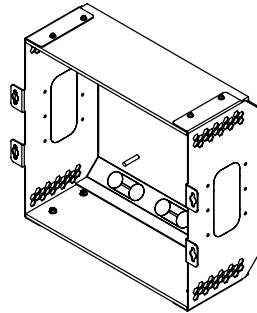
Additional venting is provided at top and bottom to facilitate heat dissipation.

MITRED CORNERS

Mitred corners allow easier access to cables. Round or slotted knockouts for cable entry.



Module Divider (size 6 shown)
Each divider is supplied with 2 edge protectors that fit into the knock-out areas to protect cables.



Segregation Module (6x6 shown)
All segregation modules fit in and behind all switchgear modules. This allows an increase in the form factor or simply seal-off certain areas of the switchboard while maintaining IP2X and IPXXB. Top and bottom are insulated black panel to allow easier customisation for cabling. Ventilation is also provided to ensure switchboard temperature rise limits are not exceeded. Escutcheons need to be ordered separately if required.

Part Number	Module Height	Depth (mm)*
TGYDV02	2	196
TGYDV03	3	196
TGYDV04	4	196
TGYDV06	6	196

* Full enclosure depth

Part Number	Module Size		Depth (mm)*
	Height	Width	
TGYSG0402▲	4	2	160
TGYSG0404▲	4	4	160
TGYSG0406▲	4	6	160
TGYSG0604▲	6	4	160
TGYSG0606▲	6	6	160
TGYSG0806▲	8	6	160
TGYSG1006▲	10	6	160
TGYSG1206▲	12	6	160

* Allows 40mm space behind segregation module and back of enclosure.

▲ Available on request.

ACCESSORIES

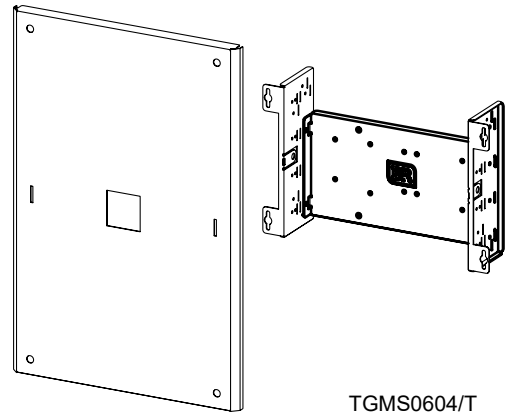
Part Number	Description
TGY250M5	M5 Hex head taptite screws (Bag of 250)
TGYEP▲	Clip-on cable entry edge protector (5 sets)

▲ Available on request.

Switchgear Modules



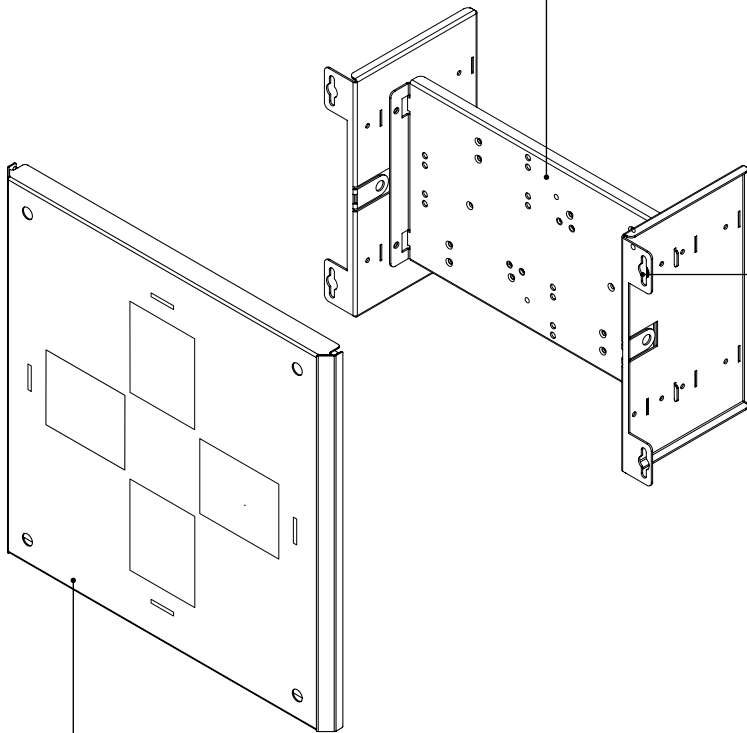
- Keyhole attachment points allow for a one person installation and assembly operation.
- Dual or single MCCB fitting with laser cut escutcheon knockouts allows multiple position of switchgear.
- Open frame structure allows for easy wiring. Manufactured from
 - 1.6mm galvanised steel (internals)
 - 1.2mm zinc coated steel (escutcheon)
- Unpainted (internals) or powdercoated Light Grey RAL7035 (escutcheon).



TGMS0604/T

FLEXIBILITY

Adjustable mounting pan depth for different gear mounting.



KEYHOLES

Keyholes allow easy placement of modules into enclosures without having to have three hands.

MULTI-FUNCTION ESCUTCHEON

Unique design provides multiple options including:

- Left and right hinged
- Sealable
- Padlockable
- Fixed (kit required)



Switchgear devices are NOT included and should be ordered separately from the switchgear manufacturer.

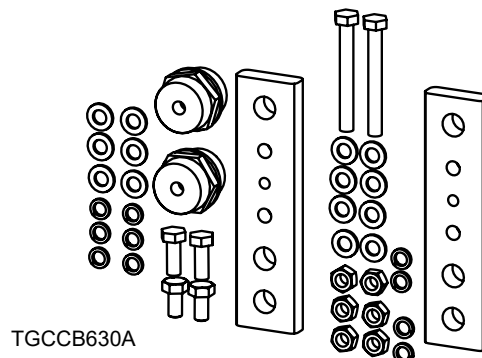
SWITCHGEAR MODULES

Module Part Code	Schneider												Terasaki										
	TGCM0204/C	TGCM0402/C	TGCM0306/C	TGCM0603/C	TGMCB0603/C	TGCM0404/C	TGCM0604/C	TGMCB0604/C	TGCM0606/C	TGMCB0606/C	TGMCNS0604/C	TGMCNS0606/C	TGMC0204/TPRO	TGMC0306/TPRO	TGMC0402/TPRO	TGMC0404/TPRO	TGMC0603/TPRO	TGMC0606/TPRO	TGMS0404/T	TGMS0406/T	TGMS0604/T	TGMS0606/T	
	possible number of 3-pole devices per module																						
Module Size	2x4	4x2	3x6	6x3	6x3	4x4	6x4	6x4	6x6	6x6	6x4	6x6	2x4	3x6	4x2	4x4	6x3	6x6	4x4	4x6	6x4	6x6	
NSXm100-160	1	1	2	2		2	2		3														
NSX100-250	1	1	1	1		2	2		3														
NSX400-630					1			1	2														
INS100-160			1	1		2	2		3														
INS160-250					1			1	2														
INS320-630					1			1	2														
NS630												1	1										
FSD-00			1	1		2	2		3				1	1	1	2	1	2					
FSD-02								1	2					1			1	2					
A160													1	1	1	2	1	2					
P160													1	1	1	2	1	2					
A250, P250													1	1	1	2	1	2					
P400, P630														1			1	2					
SLB125/160PD																				2	2	2	2
SLB200/250PD																				1	1	2	2
SLB400/630PD																					1	1	2
TGCCB630A (E&N Bar Kit - 630 Amps)			Y	Y	Y	Y	Y	Y	Y	Y			Y		Y	Y	Y						

ACCESSORIES

Part Number	Description
TGYFXEK	Fixed escutcheon mounting kit (includes an additional set of brackets and tubenuts)
TGYEPLK [▲]	Escutcheon padlock brackets to suit all escutcheons (Bag of 5)
TGY250M5	M5 Hex head taptite screws (Bag of 250)
TGY10ESB [▲]	M5 extended sealing bolt (Bag of 10)

▲ Available on request.



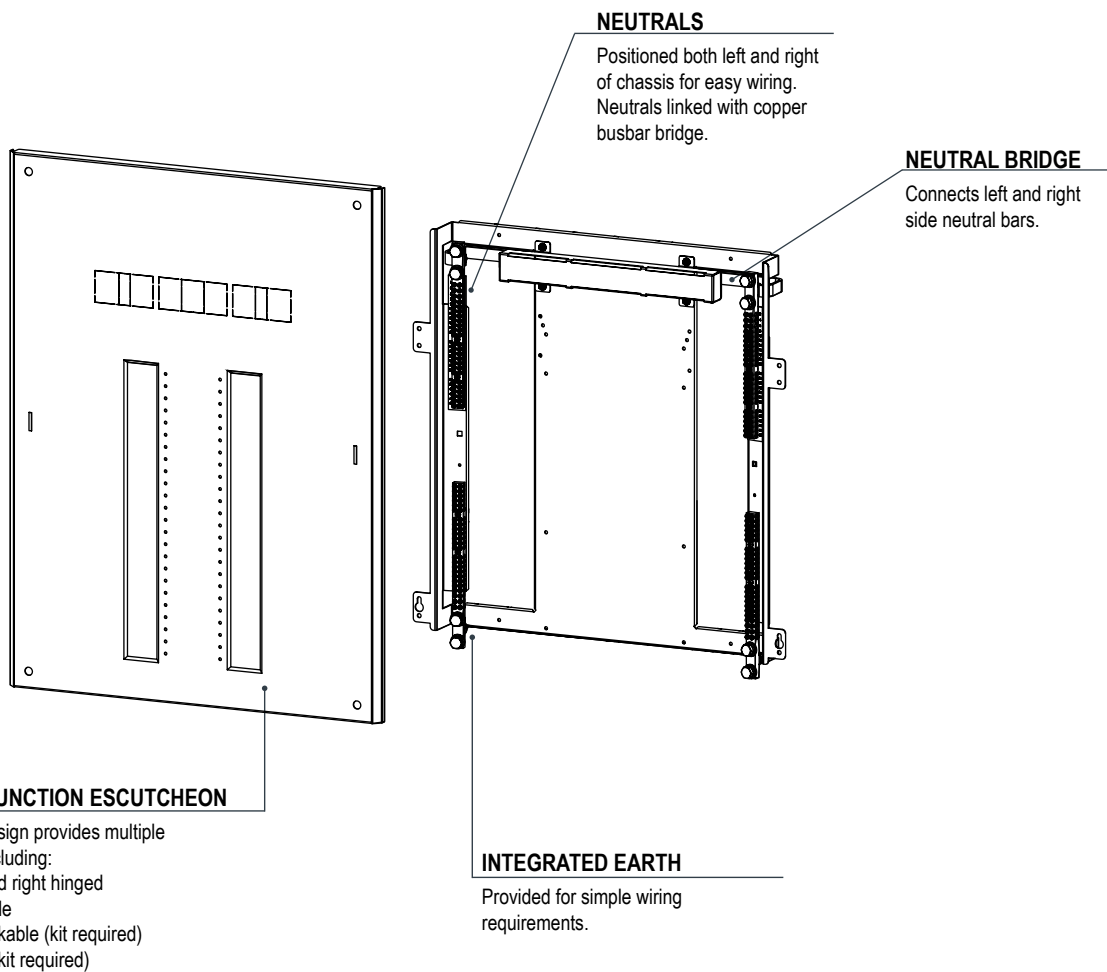
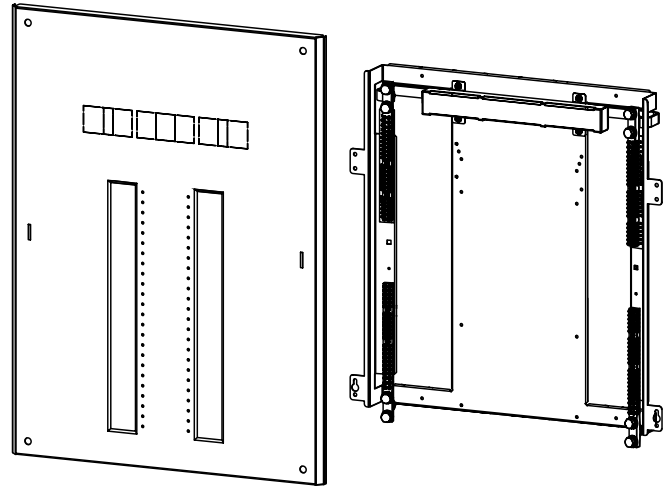
Chassis Modules



- Keyhole attachment points allow for a one person installation and assembly operation.
- Open frame structure allows for easy wiring from MCBs to outgoing circuits.
- All circuits are numbered according to AS/NZS 3000.
- Manufactured from
 - 1.6mm galvanised steel (internals)
 - 1.2mm zinc coated steel (escutcheon)
- Unpainted (internals) or powdercoated Light Grey RAL7035 (escutcheon).

Comes standard with:

- Pre-cut escutcheon
- Earth and neutrals on each side
- Neutral bridge to connect left and right neutral

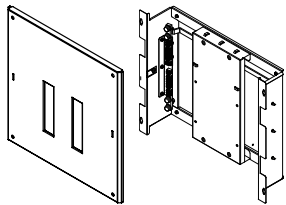


ORDERING GUIDE

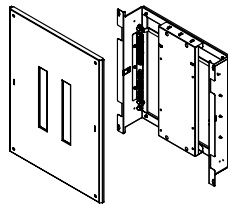
Part Number	Product	Description	Poles	Module Size	
				Height	Width
TGJ24P0606/C	Schneider SAU MCB chassis	Provision for mains switch	24	6	6
TGJA36P0606/C			36	6	6
TGJB36P0806/C		Provision for mains switch	36	8	6
TGJ48P0806/C		Provision for mains switch	48	8	6
TGJA60P0806/C			60	8	6
TGJB60P1006/C		Provision for mains switch	60	10	6
TGJ72P1006/C		Provision for mains switch	72	10	6
TGJA24P0606/T▲	NHP NC / Grizz MCB chassis top feed		24	6	6
TGJB24P0606/T▲		Provision for mains switch	24	6	6
TGJA36P0606/T▲			36	6	6
TGJB36P0806/T		Provision for mains switch	36	8	6
TGJA48P0806/T▲			48	8	6
TGJB48P0806/T▲		Provision for mains switch	48	8	6
TGJA60P0806/T▲			60	8	6
TGJB60P1006/T▲		Provision for mains switch	60	10	6
TGJA72P1006/T▲			72	10	6
TGJB72P1006/T▲		Provision for mains switch	72	10	6

Note: All chassis modules are designed for top fed single ended chassis only.

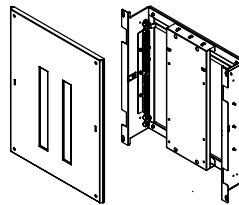
▲ Available on request.



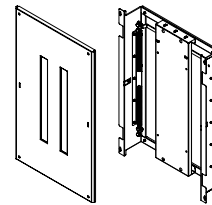
24 Pole



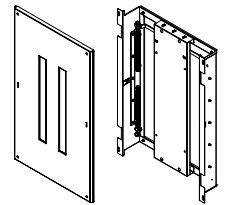
36 Pole



48 Pole



60 Pole



72 Pole



Chassis assembly is NOT included and should be ordered separately from the switchgear manufacturer.

ACCESSORIES

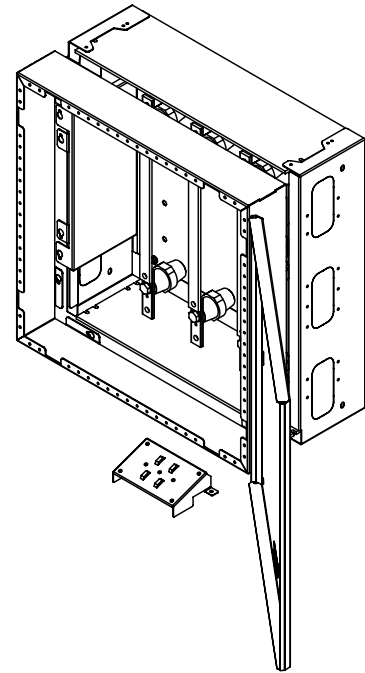
Part Number	Description
TGYFXEK	Fixed escutcheon mounting kit (includes an additional set of brackets and tubenuts)
TGYEPLK▲	Escutcheon padlock brackets to suit all escutcheons (Bag of 5)
TGY250M5	M5 Hex head tapite screws (Bag of 250)
PF6TR/PK	Filler Pole Tool Removable 3x6 pole Pack

▲ Available on request.

CT Modules



- Keyhole attachment points allow for a one person installation and assembly operation.
- CT module is the same size for 400A and 630A CTs.
- Transparent screen covers are provided as an accessory for compliance to regulatory rules and improved safety.
- Potential fuse bracket provided as a standard inclusion.
- 400A version suits all S-Type CT's for either 200A or 400A applications.
- 630A version suits T-Type CT's.
- Alternative CT mounting positions for Queensland regulations.
- Manufactured from
 - 1.6mm galvanised steel (internals)
 - 1.2mm zinc coated steel (escutcheon)
- Unpainted (internals) or powdercoated Light Grey RAL7035 (escutcheon).



INSULATED PANEL

Insulated panel allows easy drilling and workability for cable entry.

INTERNAL SPACE

Large 600 x 600 internal space provides ample space for cabling.

CERTIFIED CHASSIS

CT Chassis is fully Type-Tested to the latest Australian Standard AS/ NZS 61439.

MULTI-FUNCTION ESCUTCHEON

Unique design provides multiple options including:

- Left and right hinged
- Sealable
- Padlockable (kit required)
- Fixed (kit required)

POTENTIAL FUSES

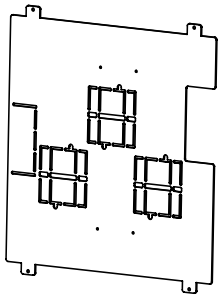
Potential fuse bracket provided as a standard inclusion.

KNOCK-OUTS

Knock-outs are laser cut to minimise assembly. A special edge protector is provided with slide to maintain IP2x.

ORDERING GUIDE

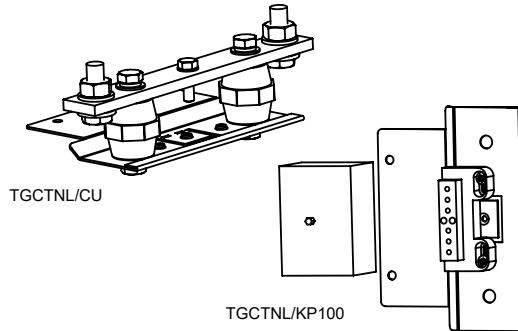
Part Number	Amps	Module Size (dm)		Fault Rating	CT Type
		Height	Width		
TGCT400A0606	400	6	6	25kA for 1 sec	S
TGCT630A0606	630	6	6	36kA for 1 sec	T



Safety Screen*

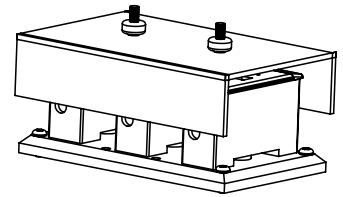
Part Number	Module Size	
	Height	Width
TGCTSC0606	6	6

* Required for NSW



Neutral Links

Part Number	Product
TGCTNL/CU	With short copper bar
TGCTNL/KP100	With KP100/5



CT Potential Fuse Kit

not supplied with fuse inserts (accepts BS88 HRC off set fuse)

Part Number	Product
CTPFK	With Insulating Base

ORDERING GUIDE

CT Label (124W X 50H) *

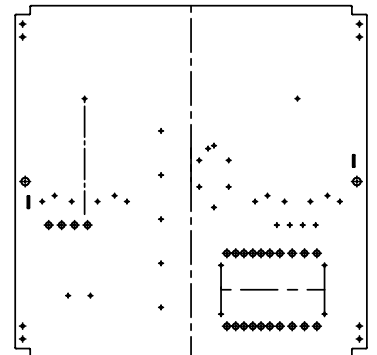
Part Number	Product
TGCTLBA▲	ACT Supply Authority
TGCTLBN▲	NSW Supply Authority
TGCTLBQ	QLD Supply Authority
TGCTLBT▲	TAS Supply Authority
TGCTLBW	WA Supply Authority
TGTLBVS▲	VIC & SA Supply Authority

* Each State requires a specific wording on CT labels.

▲ Available on request.

Pre-Drilled CT Meter Panels

Part Number	State	Module Size	
		Height	Width
TGPQCT0606	QLD	6	6
TGPNCT0606	NSW	6	6
TGPVCT0606	VIC	6	6
TGPSCT0606	SA	6	6



Pre-Drilled CT Meter Panels

ACCESSORIES

Part Number	Description
TGYFXEK	Fixed escutcheon mounting kit (includes an additional set of brackets and tubenuts)
TGYEPLK▲	Escutcheon padlock brackets to suit all escutcheons (Bag of 5)
TGY250M5	M5 Hex head taptite screws (Bag of 250)
TGY10ESB▲	M5 extended sealing bolt (Bag of 10)
TGYEP▲	Clip-on cable entry edge protector (5 sets)

▲ Available on request.

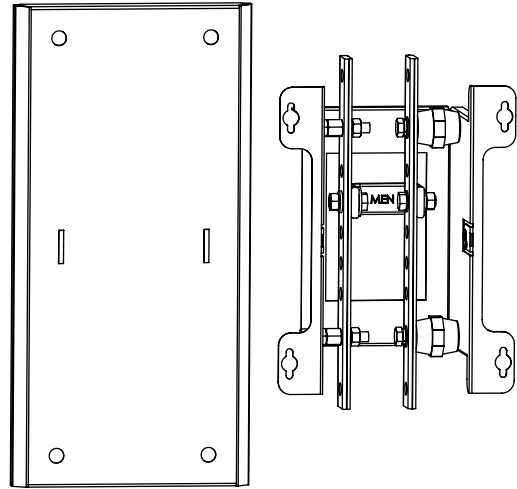
Link Modules



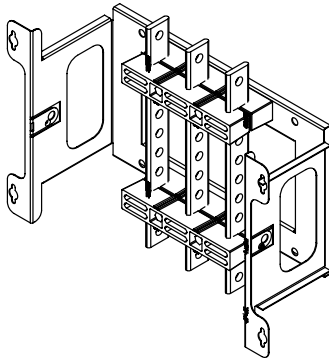
- Keyhole attachment points allow for a one person installation and assembly operation.
- Various cable sizes on all types of link modules ensures flexibility.
- Incomer links allow simplicity for incoming termination of cables, reducing errors.
- Provides for multiple cable terminations.
- Manufactured from
 - 1.6mm galvanised steel (internals)
 - 1.2mm zinc coated steel (escutcheon)
- Unpainted (internals) or powdercoated Light Grey RAL7035 (escutcheon).

Comes standard with:

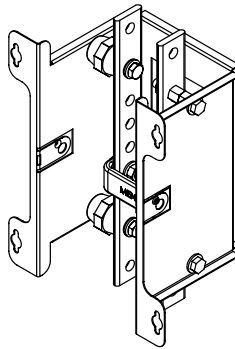
- Hinged escutcheon
- Label (MEN links only)



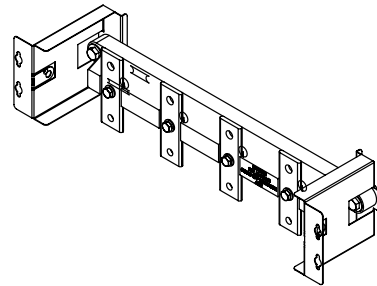
ACTIVE LINKS



MEN LINKS



INCOMER LINKS



ORDERING GUIDE

Part Number	Product	Amps	Module Size	
			Height	Width
TGLM25A0402	Copper Bar MEN Links	250	4	2
TGLM63A0404		630	4	4
TGLNK0206	Incomer Termination Link	630	2	6
TGLA12A0206	Covered Rear Active Links (Excludes Links)*	400	2	6
TGLA63A0404	Active Links	630	4	4
TGLBK	E&N bracket for LK links	-	-	-



Uncovered links are available for use with this product. See page 52 for more information.

ACCESSORIES

Part Number	Description
TGYFXEK	Fixed escutcheon mounting kit (includes an additional set of brackets and tubenuts)
TGYEPLK [▲]	Escutcheon padlock brackets to suit all escutcheons (Bag of 5)
TGY250M5	M5 Hex head taptite screws (Bag of 250)

▲ Available on request.

Covered Links



- Suitable for domestic and commercial metering applications.
- Designed to comply with AS 5112.
- Exceeds AS/NZS 61439 requirements for 960° glow wire testing.
- Generous tunnel sizing for large cables.
- Sealable.
- Various colour covers to identify active conductors.
- Robust polycarb plastic



ORDERING GUIDE

Part Number			Rating	Cable size No. tunnels x (mm ²)	No. of Tunnels
Clear	Red	Black			
LK5C35	LK5R35	LK5B35	100A	3x35; 2x16	5
LK5C	LK5R [▲]	LK5B [▲]	100A	5x16	5
LK6C35 [▲]	LK6R35 [▲]	LK6B35 [▲]	100A	1x35; 5x16	6
LK7C35	LK7R35 [▲]	LK7B35	100A	1x35; 6x16	7
LK7C	LK7R	LK7B	100A	7x16	7
LK10C35 [▲]	LK10R35	LK10B35	100A	1x35; 9x16	10
LK10C	LK10R [▲]	LK10B [▲]	100A	10x16	10
LK13C35 [▲]	LK13R35 [▲]	LK13B35	100A	1x35; 12x16	13
LK18C	LK18R [▲]	LK18B [▲]	100A	18x16	18
LK100A14TC16	-	-	100A	3x35; 11x16	4
LKT4C35 [▲]	LKT4R35 [▲]	LKT4B35	140A	4x35	4
LK165A7C70 [▲]	LK165A7R70	LK165A7B70	165A	2x70; 1x35; 2x25; 2x16	7
LK165A13C70 [▲]	LK165A13R70 [▲]	LK165A13B70 [▲]	165A	2x70; 1x35; 4x25; 4x16; 2x10	13
-	-	LK250A4B35 [▲]	100A	4x35	4
LK400A7C150	LK400A7R150	LK400A7B150 [▲]	400A	2x150; 2x50; 3x35	7
LK400A13C150 [▲]	LK400A13R150	LK400A13B150	400A	2x150; 1x35; 2x16	13

▲ Available on request.

Uncovered Links



- Suitable for domestic and commercial metering applications.
- Designed to comply with AS 5112.
- Generous tunnel sizing for large cables.
- Studs provide lug termination.
- Numbered tunnels.




ORDERING GUIDE

Part Number	Description	Amps	Tunnels	Length
LKFEET	A pair of link bar support feet	–	–	–
LK90A4 [▲]	Link 90A 4 Tunnels 16mm ²	90	4	54.5
LK90A6	Link 90A 6 Tunnels 16mm ²	90	6	68.0
LK90A8	Link 90A 8 Tunnels 16mm ²	90	8	81.0
LK90A12	Link 90A 12 Tunnels 16mm ²	90	12	106.0
LK165A12	Link 165A 2 x M10 Studs 12 Tunnels 16mm ²	165	12	144.0
LK165A18 [▲]	Link 165A 2 x M10 Studs 18 Tunnels 16mm ²	165	18	185.0
LK165A24 [▲]	Link 165A 2 x M10 Studs 24 Tunnels 16mm ²	165	24	227.0
LK165A36 [▲]	Link 165A 2 x M10 Studs 36 Tunnels 16mm ²	165	36	331.0
LK250A12	Link 250A 2 x M8 Studs 12 Tunnels 2x35 / 10x16mm ²	250	12	153.0
LK250A18 [▲]	Link 250A 2 x M8 Studs 18 Tunnels 2x35 / 16x16mm ²	250	18	197.0
LK250A24 [▲]	Link 250A 2 x M8 Studs 24 Tunnels 2x35 / 22x16mm ²	250	24	238.0
LK250A36 [▲]	Link 250A 2 x M8 Studs 18 Tunnels 4x35 / 32x16mm ²	250	18	328.0

▲ Available on request.



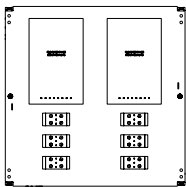
- Panels can be pre-drilled to suit authority meter patterns.
- Can be supplied blank for free placement of meters.
- High grade paper phenolic resin black panel (Asbestos Free)
- Waterproof (hydroscopic).
- Exceeds 960°C glow-wire test requirements as per the Australian Standards AS/NZS 61439.
- Fitted with hinges to allow either left or right hand hinging.
- Requires matching enclosure side male hinge kits to suit application requirements.
- Can be made as a fixed panel (not hinged) using fixed panel mounting kit (TGPFXPK).



ORDERING GUIDES

QLD Pre-Drilled Meter Panels

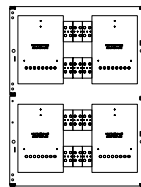
Part Number	Meters	Module Size	
		Height	Width
TGPQ5M1P0606	5 x 1-Phase	6	6
TGPQ10M1P1206	10 x 1-Phase	12	6
TGPQ2M3P0606	2 x 3-Phase	6	6
TGPQ6M3P1006	6 x 3-Phase	10	6
TGPQCT0606	CT	6	6



TGPQ2M3P0606

NSW Pre-Drilled Meter Panels

Part Number	Meters	Module Size	
		Height	Width
TGPN6M1P0606	6 x 1-Phase	6	6
TGPN9M1P1006	9 x 1-Phase	10	6
TGPN12M1P1206	12 x 1-Phase	12	6
TGPN2M3P0606	2 x 3-Phase	6	6
TGPN4M3P0806	4 x 3-Phase	8	6
TGPN6M3P1006	6 x 3-Phase	10	6
TGPNCT0606	CT	6	6



TGPN4M3P0806



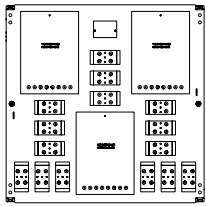
All panels require either TGPSHKx or TGDFxx for installation. See page 60 for a list of accessories available.

Panels

VIC Pre-Drilled Meter Panels

Part Number	Description	Hinged	Module Size	
			Height	Width
TGPV1M3P0404	1 x 3-Phase	Left or Right	4	4
TGPV1M3P0603 [▲]	1 x 3-Phase	Left or Right	6	3
TGPV2M1P0404 [▲]	2 x 1-Phase	Left or Right	4	4
TGPV2M1P0603 [▲]	2 x 1-Phase	Left or Right	6	3
TGPV3M3P0606	3 x 3-Phase	Left or Right	6	6
TGPV6M3P1006	6 x 3-Phase	Left or Right	10	6
TGPV6ML1P0606 [▲]	6 x 1-Phase	Left	6	6
TGPV6MR1P0606 [▲]	6 x 1-Phase	Right	6	6
TGPV4M3P0806	4 x 3-Phase	Right	6	6
TGPV8M3P1206	8 x 3-Phase	Left or Right	12	6
TGPV9ML1P1006 [▲]	9 x 1-Phase	Left	10	6
TGPV9MR1P1006	9 x 1-Phase	Right	10	6
TGPV12ML1P1206	12 x 1-Phase	Left	12	6
TGPV12MR1P1206	12 x 1-Phase	Right	12	6
TGPVCT0606	CT	Left or Right	6	6

▲ Available on request.



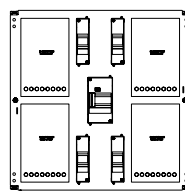
TGPV3M3P0606

SIR Approval #SIR140615B

SA Pre-Drilled Meter Panels

Part Number	Description	Module Size	
		Height	Width
TGPS4M1P0606 [▲]	4 x 1-Phase	6	6
TGPS6M1P1006 [▲]	6 x 1-Phase	10	6
TGPS8M1P1006 [▲]	8 x 1-Phase	10	6
TGPS2M3P0606 [▲]	2 x 3-Phase	6	6
TGPSCT0606	CT	6	6

▲ Available on request.



TGPS4M1P0606

ACCESSORIES

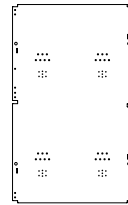
Part Number	Description
TGPFXPK [▲]	Fixed panel mounting kit
TGPSHK2 [▲]	Dual hinged surface mount panel hinging kit
TGPSHK3	Triple hinged surface mount panel hinging kit
TGPDF04	Double hinged flap for 4H panel
TGPDF06	Double hinged flap for 6H panel
TGPDF08	Double hinged flap for 8H panel
TGPDF10	Double hinged flap for 10H panel
TGPDF12	Double hinged flap for 12H panel

▲ Available on request.

WA Pre-Drilled Meter Panels

Part Number	Description	Module Size	
		Height	Width
TGPW10M1P1206	10 x 1-Phase	12	6
TGPW2M1P0606 [▲]	2 x 1-Phase	6	6
TGPW2M3P0606 [▲]	2 x 3-Phase	6	6
TGPW4M1P0606	4 x 1-Phase	6	6
TGPW4M1P1006 [▲]	4 x 1-Phase	10	6
TGPW4M3P1006 [▲]	4 x 3-Phase	10	6
TGPWCT0606	CT	6	6

▲ Available on request.

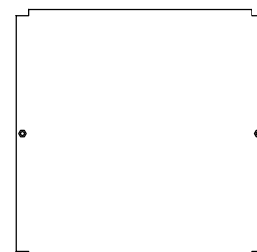


TGPW4M1P1006

Plain Black Panels

Part Number	Module Size	
	Height	Width
TGP0404 [▲]	4	4
TGP0603 [▲]	6	3
TGP0604	6	4
TGP0606	6	6
TGP0806	8	6
TGP1006 [▲]	10	6
TGP1206	12	6

▲ Available on request.



TGP0404



BUILT TO PROTECT
ENGINEERED TO PERFORM



1300 ENCLOSURES
1300 362 567



sales@brenclosures.com.au



brenclosures.com.au

