



# DATA ICT CATALOGUE

---

Racks, cabinets, cable management, power distribution and infrastructure solutions for modern ICT environments.



## AUSTRALIA

Sales  
T: 1300 Enclosures (1300 362 567)  
E: sales@brenclosures.com.au  
brenclosures.com.au

### QUEENSLAND

Brisbane Manufacturing, Sales & Warehouse  
51 Stradbroke Street  
Heathwood QLD 4110  
T: +61 7 3714 1111  
E: salesqld@brenclosures.com.au

### NORTH QUEENSLAND

Townsville Sales & Warehouse  
Unit 4 / 780 Ingham Road  
Mount Louisa QLD 4814  
T: +61 7 4727 1900  
E: salestvl@brenclosures.com.au

### NEW SOUTH WALES

NSW & ACT Sales & Warehouse  
7 Metters Place Wetherill Park  
NSW 2164  
T: +61 2 9915 9555  
E: salesnsw@brenclosures.com.au

### NEWCASTLE Distribution

109-111 Broadmeadow Road  
Broadmeadow NSW 2292  
T: +61 2 4961 4433

### VICTORIA & TASMANIA

VIC & TAS Sales & Warehouse  
Unit 1, 60-62 Abbott Road  
Hallam VIC 3803  
T: +61 3 9552 0552  
E: salesvic@brenclosures.com.au

### SOUTH AUSTRALIA

SA & NT Manufacturing, Sales & Warehouse  
505 Grand Junction Road  
Wingfield SA 5013  
T: +61 8 8417 6222  
E: salessa@brenclosures.com.au

### NORTHERN TERRITORY Distribution

Girramaa Pty Ltd  
10 Swan Cres.  
Winnellie Darwin, 0820  
T: +61 8 7936 8607

### WESTERN AUSTRALIA

WA Sales Office & Warehouse  
6 Montgomery Way  
Malaga WA 6090  
T: +61 8 6310 4777  
E: saleswa@brenclosures.com.au

## NEW ZEALAND

Sales  
B&R Enclosures Limited  
T: 0800 Enclosures (0800 362 567)  
E: sales@brenclosures.co.nz  
brenclosures.co.nz

### AUCKLAND Distribution

Unit 6/103 Cryers Road  
East Tamaki Auckland NZ 2013  
T: +64 9 265 2097  
E: sales@brenclosures.co.nz

## CHINA

Sales  
B&R Enclosures (Suzhou) Co. Ltd  
E: sales@brenclosures.com.cn  
brenclosures.cn

### SUZHOU

Suzhou Sales Office & Manufacturing  
Building 45 Chuangtuo Industrial Zone  
SIP, Suzhou 215122  
PEOPLE'S REPUBLIC OF CHINA  
T: +86 512 8718 2139  
E: sales@brenclosures.com.cn

## MIDDLE EAST

Sales  
B&R Gulf  
M: +966 503 496 592  
T: +966 381 2869 1 or +966 5034 9659 2  
E: sales@brgulf.com.sa  
brgulf.com

### DAMMAM Manufacturing, Sales & Warehouse

B&R Gulf  
Factory No. 12, Modon Buildings,  
King Salman Road, Industrial Area 3,  
Dammam, Saudi Arabia  
M: +966 503 496 592  
T: +966 381 2869 1 or +966 5034 9659 2  
E: sales@brgulf.com.sa  
brgulf.com

## DISCLAIMER

This brochure has been prepared specifically for customers of the publisher and as a general reference only. B&R Enclosures Pty Ltd engages in a policy of continuous development and improvement of its products and reserves the right to alter, add and/or delete specifications of any products or equipment and change of manufacturing location without notice and without incurring liability. The publisher and any party associated with the production of this catalogue do not accept any responsibility or liability whatsoever (to the extent permitted by law) for any inaccuracy, error, misinformation or misleading statements, whether negligently caused or otherwise, contained in this publication. This publication is protected by copyright and may not be reproduced or copied (using any method of reproduction or copying), sold, transmitted, circulated or otherwise forwarded to third parties, in whole or part, without prior written consent of the author. All registered trademarks and product names appearing herein are the



## TABLE OF CONTENTS

About B&R Enclosures .....	4
Our Locations .....	5
Our Capabilities & Supply Strategies .....	6
Project Services.....	7
The B&R Engagement Loop.....	8
Our Customers, Accreditations & Compliance .....	9
<b>Data ICT Racks &amp; Cabinets</b>	
onyX Wall .....	10
onyX Floor .....	12
onyX Floor Server.....	14
Ausrack Plus Frame - 600 wide.....	18
Ausrack Plus Frame - 800 wide.....	20
Ausrack Plus Server .....	22
Ausrack Plus Network .....	24
Ausrack TxD .....	26
Ausrack Patch .....	28
Ausrack CQR .....	30
Data Cages.....	32
Hot/Cold Aisle Containment.....	33
Airflow Efficiency .....	34
Electronic Locking .....	35
<b>Data ICT Accessories</b>	
Blanking Plates & Panels .....	36
Brush Strips .....	37
Cable Management - Horizontal.....	38
Cable Management - Vertical .....	40
Cable Trays .....	42
Cable Zone Kits .....	43
Cable Zone Bases & Cover Panels .....	44
Captive Plug Ring.....	45
Copper Earth Bars.....	45
Mesh Doors - Single .....	46
Mesh Doors - Split.....	47
Window Doors .....	48
Steel Doors.....	49
Equipment Rails .....	50
Fans.....	51
General Accessories.....	52
Plinths.....	53
Power Rails & Intelligent PDU's .....	54
PDU Brackets.....	55
Shelves.....	56
Side Cladding (Panels).....	58
Top Covers .....	59
<b>IP66 Data ICT Cabinets</b>	
Ausrack IP .....	60
Ausrack IP Accessories .....	62

# About B&R Enclosures

Since 1955, B&R Enclosures has built a reputation for excellence in design and production, culminating in our position as one of Australia's largest enclosure manufacturers and electrical equipment integration specialists.

As an independent, 100% Australian family owned and operated business, we champion the virtues of quality, innovation, service and value. The emphasis on these aspects has sustained B&R's growth leading to Australian manufacturing and distribution facilities in Brisbane, Adelaide and Sydney and internationally in China and Saudi Arabia.

B&R's knowledge, precision, quality and unwavering commitment to creating repeatable solutions for our clients supports our position as preferred manufacturer for many private, government and commercial projects in some of Australia's harshest environments.

The business encompasses four divisions: Industrial, Data ICT, Hazardous Areas and Residential Commercial. Each division focuses on the unique needs of different market segments.


B&R regularly works with partners to provide integrated solutions for major infrastructure and mining projects. These include 'plug and play' switchboard solutions for Rio Tinto's Oyu Tolgoi mine, control stations for Ichthys on-shore LNG processing plant and Australia's NBN Rollout. Ongoing relationships and collaboration are results of our ability to articulate the customer's problem and combine previous experience and knowledge with compliance to local standards.

Electrical integration involves the installation, commissioning and testing of 3rd party components and we are adept at managing the acquisition and storage of technical components through a global supply chain that is structured, customised, agile, repeatable and results-based. Project management and execution is effectively managed at B&R by the co-location of design, supervision, supply coordination and quality control along with manufacturing. Our incorporation of Industry 4.0 delivers real-time data to our project management teams, built around the requirements of individual projects.

Extensive investment in research and development includes an environmental testing facility focussing on climate control to support cooling solutions for equipment exposed to high ambient temperatures and solar radiation.

When utilised as designed, B&R's enclosures are built to out-perform against expectations.

Contact us today to find out how B&R can deliver reliable and trusted outcomes for your project.



B&R Enclosures have purpose-built manufacturing facilities in three locations across Australia, as well as strategic locations in the Gulf and China.



## Australia

### *Brisbane (QLD)*

Global head office, manufacturing, sales and warehousing

### *Sydney, NSW*

Hazardous manufacturing, sales and warehousing

### *Adelaide, SA*

Manufacturing, sales and warehousing

*Townsville (QLD), Newcastle (NSW), Melbourne (VIC), Darwin (NT), Perth (WA)*

Sales and warehousing

## New Zealand

### *Auckland*

Sales and warehousing

## Saudi Arabia

### *Dammam*

Hazardous manufacturing, sales and warehousing

## China

### *Suzhou*

Manufacturing, sales and warehousing

# Our Capabilities

Over the years as the company has grown, we have invested significantly in machinery, technology and testing to be able to provide capabilities which our customers benefit from in every order they place. Our current capabilities include:

- Purpose-built Australian facilities in Brisbane (18,000m<sup>2</sup>), Adelaide (4,000m<sup>2</sup>) and Sydney (1,874<sup>2</sup>), providing local labour and logistics
- Complete in-house design and engineering services to assist with creating custom solutions
- End-to-end manufacturing, from coiled steel raw material to commissioning the end product, we provide efficiency and complete quality control
- Variety of substrates and high quality finishes including stainless steel, powder coated and zinc to suit even the most demanding applications
- Modern machinery for any design to be formed and fabricated including automated sheet metal panel benders, punching and shearing centres, electrical equipment integration lines, press brakes, powder coat lines, fabrication cells and assembly lines
- Fully documented process available with full configuration management to support a detailed documentation experience
- Complete project management including supply chain, warehousing and logistics
- In-house and external testing for hazardous area electrical equipment and impact, IP, type testing, static load, seismic, wind load, salt spray, line inspection, shock, vibration, 2000A high current switchboard temperature rise type testing, EMC and MIL-STD
- Continuous improvement with our environmental testing facility for ongoing research and development
- Existing supply agreements with leading OEMs and major raw products distributors supporting loyal and valued relationships climate control and cooling solutions

# Our Supply Strategies



## Made to Stock

These products are available ex stock from all our sales & warehousing branches. Contact your local sales representative to discuss requirements.



## Assembled-to-Order

These products are assembled to order upon receipt of a customer order. All components required to build an ATO item cannot be sold separately and must form part of a kit. Standard lead time is 4-6 weeks from date of order.



## Made to Order

These products are manufactured according to a customer's specification. They are marked in our catalogues as "▲ Available on request" and have a standard lead time of 2-3 weeks.



## Engineered-to-Order

These products are a custom designed product that is 100% fit-for-purpose, delivered on-site and ready for installation. Our design & engineering team can customise an enclosure to suit the application requirements. Contact us for more information.



## Collaboration

- Convert customer requirements to product build specifications
- Work to customer delivery schedule
- Initiate procurement or consignment of stock allocations
- Supply of equipment configuration



## Complete Project Management

- One point of contact
- Responsive communication channels
- DIFOTIS - Delivered In Full On Time In Specification
- Accountability for the delivery of our commitment to customers



## Electrical & Equipment Integration

- Wiring and equipment installed to exact requirements
- Management of free issue, consigned and/or B&R sourced components and equipment
- Stock reporting and job allocation



## Testing & Reporting To Customer Specifications

- Digital reports of product testing and acceptance
- Serialised codes to customer requirements, digital signature, component traceability and unique identifiers
- Real time quality assurance authorisation, approval and confirmation



## Customer Specific Logistics

- Storage and warehouse management
- Site delivery logistics
- Option for removal of product packaging after installation



# The B&R Engagement Loop (Project Services)

In order to engage successfully with our project customer's, B&R representatives follow a structured service plan.

We take our responsibilities seriously and take pride in fostering collaborative, open relationships with our project customers. Our approach ensures a comprehensive understanding of each project's unique needs, allowing us to deliver tailored solutions that meet diverse applications and technical specifications.

1. Our process begins with **INVESTIGATION**. Before reaching out to a customer or responding to an enquiry, we conduct thorough research into the customer, their project, and any relevant stakeholders.
2. The next step is **UNDERSTANDING**. We engage in detailed discussions with the customer to fully grasp their current challenges and future project goals. These conversations help us identify how our product solutions can address their specific needs.
3. With this valuable insight, we move to the third action: **SCOPING**. We collaborate with our in-house design, engineering, and estimating teams to assess the project requirements, prepare quotes, and create any necessary drawings.
4. Once we have developed a tailored solution, we address any potential variations and proceed to the fourth action: **AGREE**. Once all aspects are finalised and signed off, we move forward with manufacturing and equipment integration.
5. The fifth action is **DELIVERY**. We ensure that the finished product is shipped to the site in accordance with agreed timelines.
6. Finally, to continuously improve our service, we conduct an **EVALUATION**. We reflect on the project and, depending on its size and scope, seek customer feedback to confirm our performance and identify areas for improvement.



## Our Customers



## Accreditations & Compliance

At B&R, quality and value are just the beginning. We strive to deliver quality products developed and manufactured by a team dedicated to excellence, backed by standards, approvals and industry accreditations.



ISO 9001:2015

Every B&R facility undergoes external audits to ensure compliance with strict ISO9001 standards. Our products are rigorously inspected at the end of the production line to guarantee they meet the demands of their intended environment and application.



ISO 14001:2015

Sets out the criteria for an environmental management system. It maps out a framework that a company or organisation can follow to set up an effective environmental management system.



ISO 45001:2018

An externally audited Occupational Health and Safety Management System.



RoHS

The RoHS directive aims to restrict certain dangerous substances commonly used in electronic and electronic equipment.



ASSDA

The Australian Stainless Steel Development Association provides comprehensive technical information on stainless steel. This includes information for users, equipment manufacturers and stainless steel suppliers.

# Onyx Wall

19 inch wall mount cabinets



✓  
EIA-310-D  
Compliant



✓  
Australian  
Standards

- Suitable for housing networking equipment including patch panels, modems and routers.
- Wall mounted cabinets that are easy-to-install.
- Rear swing frame on selected models, allows maximum accessibility for maintenance.
- Load rating tested to AS62208-2006.
  - 60kg rating for 6RU and 9RU
  - 90kg rating for 12RU upwards
- Manufactured from 1.2mm SPCC rolled steel.
- Powdercoated textured Matt Black.

**Comes standard with:**

- Reversible swing frame
- Safety glass keylockable door
- Adjustable 19" mounting rails
- Fixed shelf (2 shelves on 18 & 24 RU models)
- Removable side panels with key locks coded to 92268



## ORDERING GUIDE

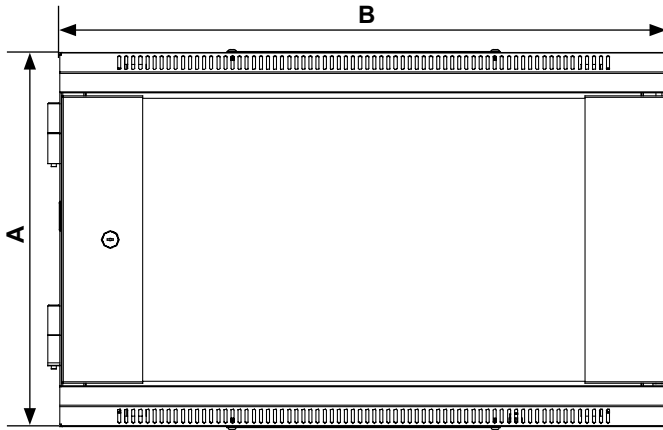
Part Number	RU	External Dimensions (mm)				Enclosure Depth	Mounting Centres (mm)		Fixed Shelf	Weight (kg)
		Height (A)	Width (B)	Depth (C)	Swing Frame (D)		Height (E)	Width (F)		
ARWX6U450NF	6	370	600	450	–	450	220	450	1	18.0
ARWX6U450	6	370	600	550*	100	450	220	450	1	23.0
ARWX9U450	9	500	600	550*	100	450	350	450	1	27.0
ARWX12U450NF	12	635	600	450	–	450	485	450	1	24.0
ARWX12U450	12	635	600	550*	100	450	485	450	1	32.0
ARWX12U600	12	635	600	700*	100	600	485	450	1	38.0
ARWX18U450NF	18	905	600	450	–	450	755	450	2	30.0
ARWX18U450	18	905	600	550*	100	450	755	450	2	39.0
ARWX18U600	18	905	600	700*	100	600	755	450	2	45.0
ARWX24U450	24	1175	600	550*	100	450	1025	450	2	46.0
ARWX24U600	24	1175	600	700*	100	600	1025	450	2	52.0

\* Includes depth of swing frame 100mm

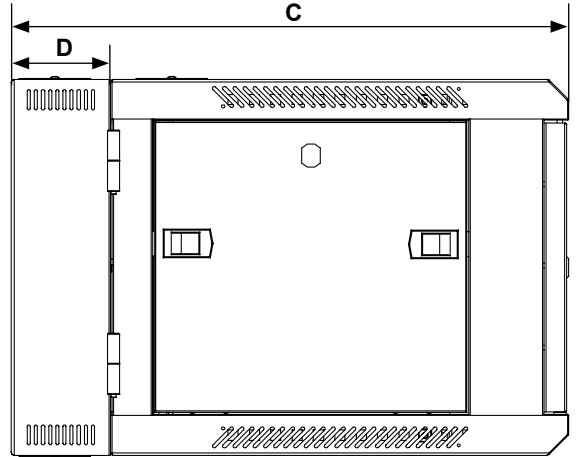
## ACCESSORIES QUICK SELECTION

Accessories	Page No.	Accessories	Page No.
Blanking Panels	36	Fans	51
Brush Strips	37	General Accessories	52
Cable Management	38	Power Distribution	54
Captive Plug Ring	45	PDU Brackets	55
Doors	46 - 47	Shelves	56 - 57

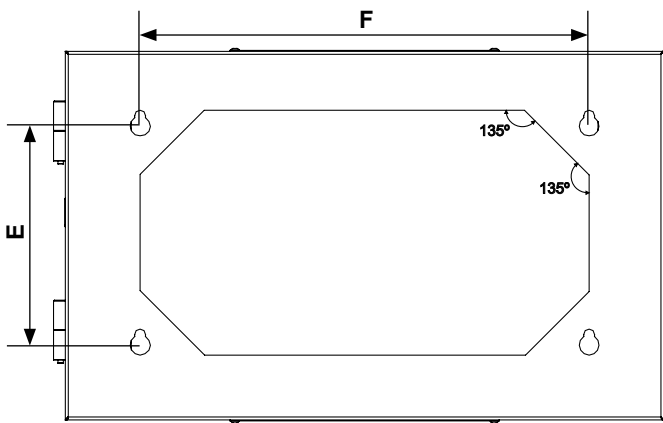
TECHNICAL DRAWINGS



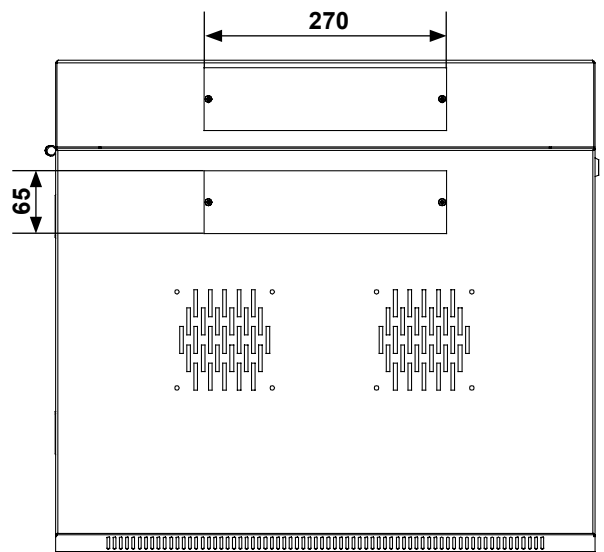
Front View



Side View



Rear View



Top View

# Onyx Floor

19 inch light duty network cabinets



✓  
EIA-310-D  
Compliant

✓  
SSI  
Compliant

LOAD  
1000kg

✓  
Australian  
Standards



- Suitable for housing networking equipment including patch panels, modems and routers.
- Load rating tested to AS62208-2006.
- Manufactured from SPCC rolled steel.
- Powdercoated textured Matt Black.

### Comes standard with:

- Frame and 2 x removable side panels
- Tempered, tinted safety glass front door and steel rear door both with key lockable swing handle (keyed to 92268)
- 4 x full height RU marked and notched mounting rails
- Fixed shelf (22RU) or shelves (2 on 32RU and 3 on 42RU & 45RU)
- 10-way Australian 3-Pin power rail (horizontal)
- Adjustable feet and braked castor kit
- Roof mounted fan unit with thermostat (2-way for ≤ 600mm deep, 4-way for 800 & 1000mm deep)
- 800mm wide cabinets only - 4 x full height vertical cable management systems with snap cover and internal cable rings




## ORDERING GUIDE

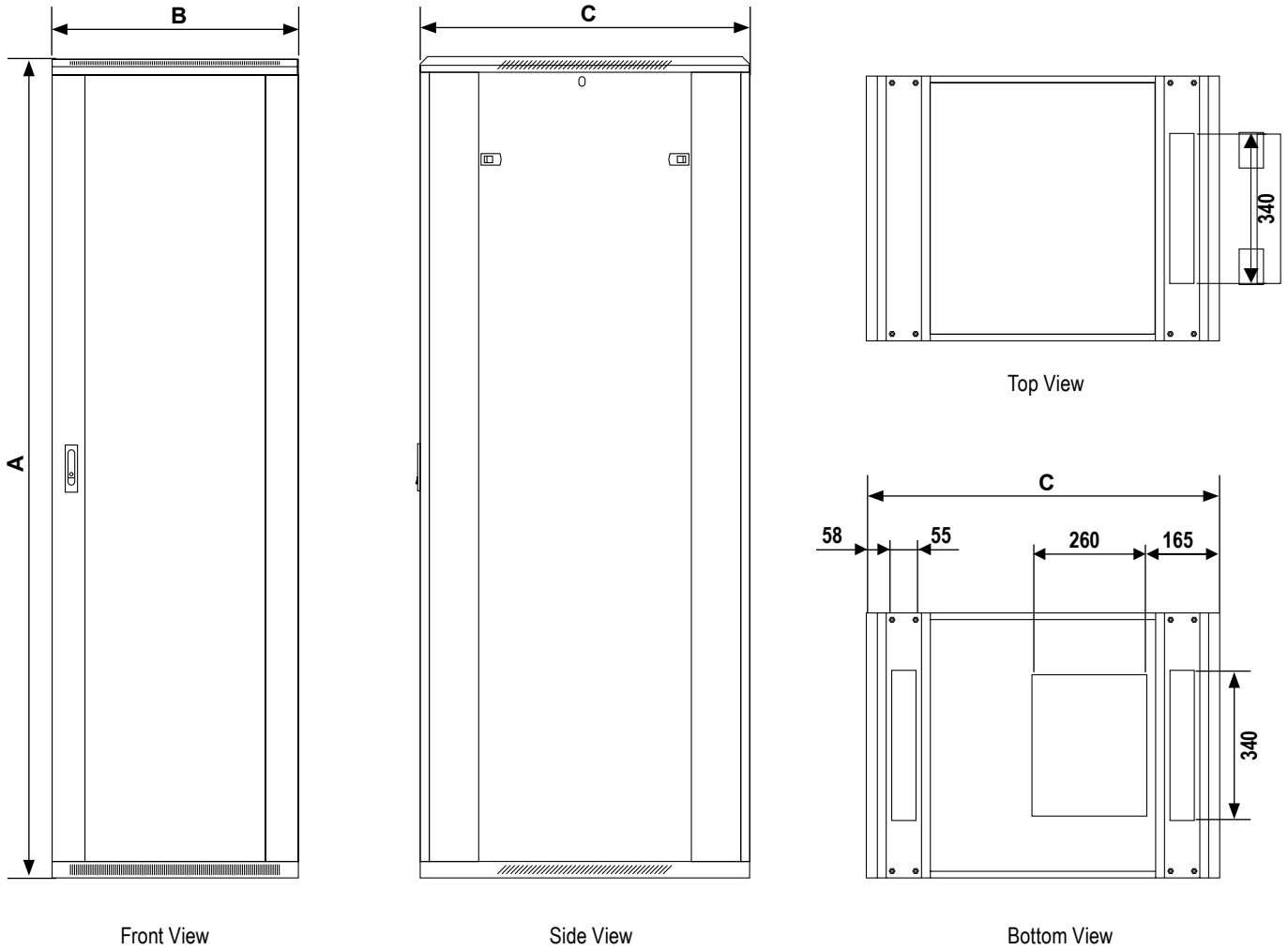
Dimensions (mm)

Part Number	RU	Height* (A)	Width (B)	Depth (C)	Total Height	Fixed Shelf	Weight (kg)
ARFX60622U	22	1115	600	600	1185	1	61.0
ARFX60822U	22	1115	600	800	1185	1	74.0
ARFX60632U	32	1550	600	600	1620	2	80.0
ARFX60832U	32	1550	600	800	1620	2	96.0
ARFX61032U	32	1550	600	1000	1620	2	107.0
ARFX60642U	42	1995	600	600	2065	3	97.0
ARFX60842U	42	1995	600	800	2065	3	105.0
ARFX61042U	42	1995	600	1000	2065	3	124.0
ARFX81042U	42	1995	800	1000	2065	3	168.0
ARFX60645U	45	2130	600	600	2200	3	107.0
ARFX60845U	45	2130	600	800	2200	3	115.0
ARFX61045U	45	2130	600	1000	2200	3	134.0
ARFX81045U	45	2130	800	1000	2200	3	175.0

\* Height does not include feet or castors



**TECHNICAL DRAWINGS**



19" mounting rail setback is 110mm from front/rear of cabinet.

**ACCESSORIES QUICK SELECTION**

Accessories	Page No.	Accessories	Page No.
Blanking Panels	36	Fans	51
Brush Strips	37	General Accessories	52
Cable Management	38	Plinths	53
Captive Plug Ring	45	Power Distribution	54
Copper Earth Bars	45	PDU Brackets	55
Doors	46 - 47	Shelves	56 - 57

# Onyx Floor Server

19 inch light duty server cabinets



✓  
EIA-310-D  
Compliant

✓  
SSI  
Compliant

LOAD  
1000kg


✓  
Australian  
Standards



- Suitable for use in large data room applications.
- Robust and fully featured server racking solution with free flowing movement.
- Static load rating to 1000kg – compliant to AS62208-2006.
- Manufactured from SPCC rolled steel.
- Powdercoated textured Matt Black.

## Comes standard with:

- Frame and 2 x removable side panels
- Mesh front door and split mesh rear doors
- Key lockable swing handle (keyed to 92268) on both front and rear doors
- 4 x full height RU marked and notched mounting rails
- 3 x fixed shelves
- Roof mounted 4-way fan unit with thermostat
- 10-way Australian 3-Pin power rail
- Adjustable feet and braked castor kit
- 20 x cage nuts and screws with insertion / removal tool
- 800mm wide cabinets only - 4 x full height vertical cable management systems with snap cover and internal cable rings

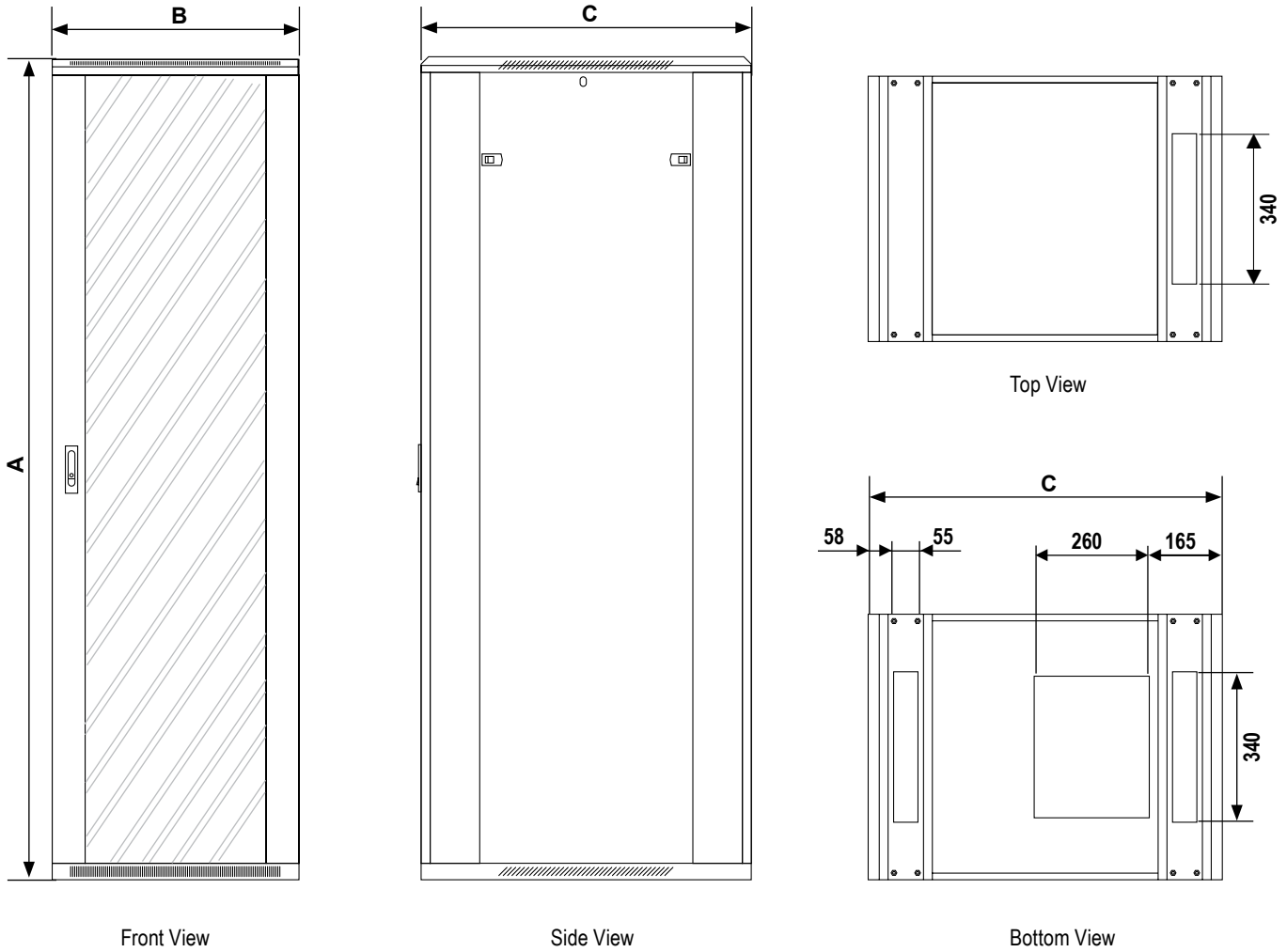


## ORDERING GUIDE

Part Number	RU	Dimensions (mm)				Total Height	Weight (kg)
		Height (A)	Width (B)	Depth (C)			
ARSX60842U	42	1995	600	800	2065	105.0	
ARSX61042U	42	1995	600	1000	2065	124.0	
ARSX61242U	42	1995	600	1200	2065	139.0	
ARSX80842U	42	1995	800	800	2065	150.0	
ARSX81042U	42	1995	800	1000	2065	168.0	
ARSX81242U	42	1995	800	1200	2065	183.0	
ARSX60845U	45	2130	600	800	2200	115.0	
ARSX61045U	45	2130	600	1000	2200	136.0	
ARSX61245U	45	2130	600	1200	2200	151.0	
ARSX80845U	45	2130	800	800	2200	163.0	
ARSX81045U	45	2130	800	1000	2200	178.0	
ARSX81145U	45	2130	800	1100	2200	185.0	
ARSX81245U	45	2130	800	1200	2200	193.0	

\* Height does not include feet or castors

**TECHNICAL DRAWINGS**



Grey lines represent mesh area of the door.

19" mounting rail setback is 110mm from front/rear of cabinet.

**ACCESSORIES QUICK SELECTION**

Accessories	Page No.	Accessories	Page No.
Blanking Panels	36	Fans	51
Brush Strips	37	General Accessories	52
Cable Management	38	Plinths	53
Captive Plug Ring	45	Power Distribution	54
Copper Earth Bars	45	PDU Brackets	55
Doors	46 - 47	Shelves	56 - 57

# Ausrack Plus

Australian designed and manufactured

With a unique understanding of data applications, B&R manufacture and supply the highest quality 19" data racks and cabinets, providing the ultimate in flexibility.

B&R's range of data cabinets have been designed by industry experts to ensure the products are optimised for reliability, security and ease of installation.

From design through to manufacture, B&R do not compromise on quality. The best materials are used, to ensure the products maximum service life.

Some of the largest companies around the world use B&R as a major supplier. These include Telstra, NBN Co. and the Australian Government to name a few.

B&R offer a wide range of services to customise standard product, ensuring that a data solution is delivered ready for installation and 100% fit-for-purpose.

A wide range of accessories are also available and can be included in a data cabinet package to deliver a total solution, whatever your requirements.

**Ausrack Plus** has been designed to ensure ease of installation and flexibility in application. An essential platform for versatile computing solutions, Ausrack Plus has a high load rating and inset corner posts.



**Access around sides of installed equipment** – Inset corner posts and cable zones allow access around sides of the installed equipment, making the possibility of new installs and retro fitouts easy.




**Over 30 cable entry points in top and bottom** – With so many cable entry points in the top and bottom of the rack, it makes finding a location that suits your cabling requirements a breeze.




**Combining accessories provides a total product solution** – Combining the Ausrack Plus cabinets together with a cable zone system, you can quickly and easily create cable looms and cross cabinet cabling. Add in the Ausrack cable management systems and you have a clean install with maximum airflow to keep equipment cool.



**Inset corner posts** – A unique feature exclusive to B&R data products. Inset corner posts as close to the equipment as possible allows for the frame to be fully welded.



**The ultimate in flexibility** – With no corner posts to limit the size of the doors, the Ausrack Plus frames can have a full width door fitted. By using B&R's mesh doors, the equipment installed gets maximum airflow through the cabinet.



**Convenience for you** – 65mm base in-built plinths provide a fixed base for the cabinet and also a working space underneath the cabinet for the cables, with removable access panels on 3 sides.



Ausrack Plus combines versatility and strength with easy-to-use features. Manufactured from zinc coated steel, these cabinets are available in a powdercoated textured Matt Black finish.

**Ausrack Plus Frame** has been designed for complete flexibility in medium to large data room applications. Able to be configured into suites and clad as per application requirements, the Ausrack Plus Frame is a versatile data rack solution.

**Ausrack Plus Server** is suitable for use in large data room applications requiring a robust and fully featured server racking solution, with free flowing airflow.

**Ausrack Plus Network** comes with a front reinforced tinted acrylic window door as standard, and can be used in similar applications to the Ausrack Plus Server.

With removable side panels, and front and rear mesh doors, the Ausrack Plus Server and Network cabinets are designed for versatility in applications.

Ausrack Plus is available with a wide range of accessories to suit any application requirements. Cable management can be incorporated into suites, available for all cabinets and frames. Designed to be mounted into the side of a cabinet, additional cable zones optimise accessibility and space available for cabling.

Further accessories available include

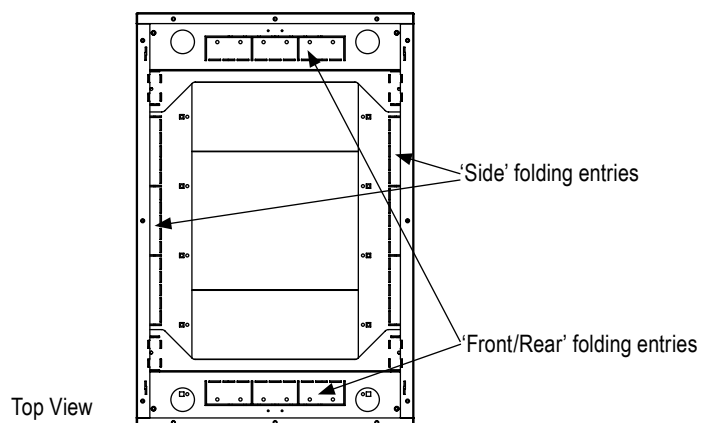
- privacy panels,
- fans and airflow efficiency products,
- shelves,
- earth bars and,
- power distribution options.

## AUSRACK PLUS CABLE CAPACITIES

		Cable Capacity for Cable Entry Points						
		Cat5e	Cat6	Cat6e	Cat7	Fibre	Power 10A	Power 15A
	Diameter (mm) #	5.6	6.3	8.4	7.6	3	7	8.5
	Saturation *	60%	60%	60%	60%	70%	20%	20%
Cable Entries (per entry)	Ausrack Plus 600W / 800W side	125	99	56	68	506	27	18
	Ausrack Plus front/rear	104	82	47	57	421	23	15
	Ausrack Plus 50mm hole	41	33	19	23	166	1	1

# These are nominal values for the OD of cable as sizes may vary. B&R Enclosures does not accept liability for any errors within the above table.

\* Recommended maximum cable saturation.



# Ausrack Plus Frame 600 wide

## 19 inch frame



✓  
EIA-310-D  
Compliant

✓  
SSI  
Compliant

STATIC  
1400kg

SEISMIC  
900kg

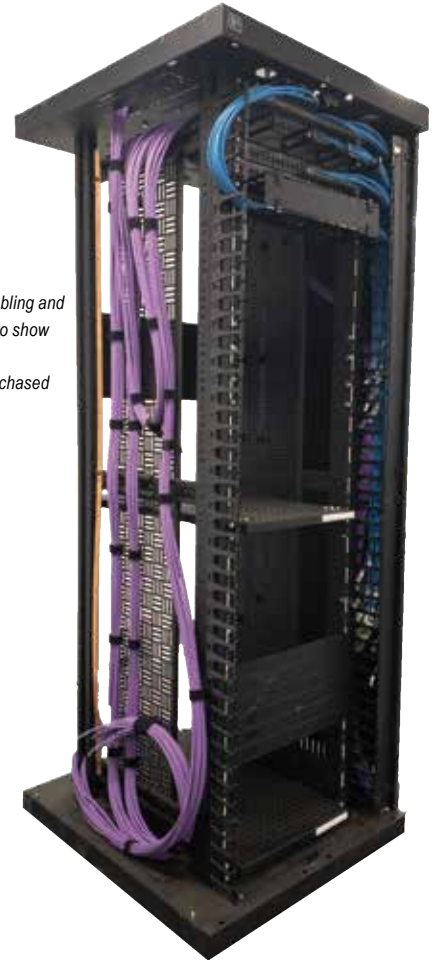
✓  
Australian  
Standards



- Designed for complete flexibility in medium to large data room applications.
- Can be configured into suites and clad as per application requirements.
- Inset corner posts.
- 65mm in-built plinth.
- Manufactured from:
  - Frame – 1.6mm zinc coated steel
  - Rail – 2.0mm zinc coated
- Powdercoated textured Matt Black.

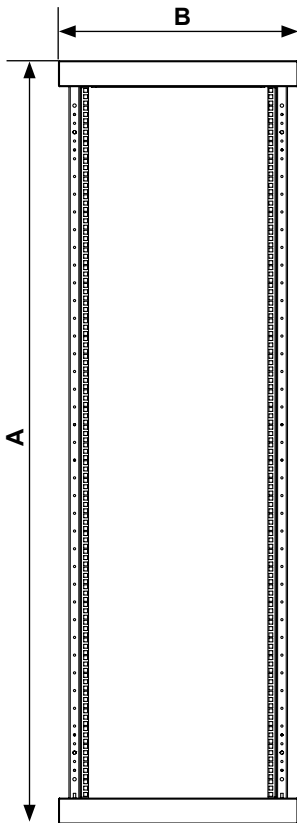
Comes standard with:

- 4 x RU marked adjustable mounting rails
- Flat top cover (18, 24 & 27RU)
- Top and Bottom Gland plates (40, 42, 45, 47 & 48RU)
- Bolt down brackets

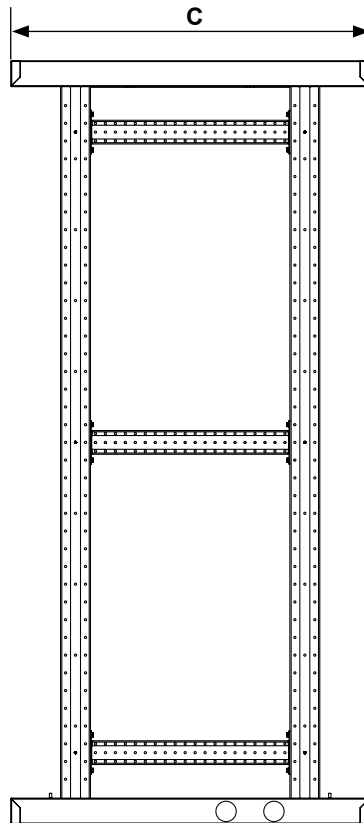


*Frame is staged with cabling and additional accessories to show in-use application. Accessories can be purchased separately.*

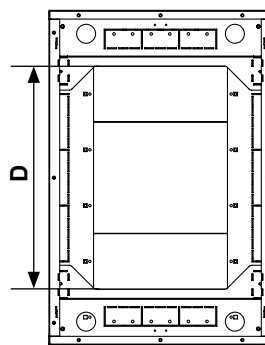
### TECHNICAL DRAWINGS



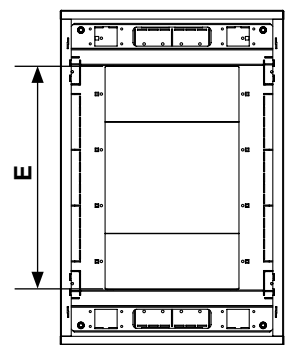
Front View



Side View



Top View



Bottom View

### ACCESSORIES QUICK SELECTION

Accessories	Page No.	Accessories	Page No.	Accessories	Page No.
Blanking Panels	36	Captive Plug Ring	45	Power Distribution	54
Brush Strips	37	Copper Earth Bars	45	PDU Brackets	55
Cable Management	38 - 40	Doors	46 - 49	Shelves	56 - 57
Cable Trays	42	Equipment Rails	50	Side Cladding (Panels)	58
Cable Zone Kits	43	Fans	51	Top Covers	59
Cable Zone Bases & Cover Panels	44	General Accessories	52		

# Ausrack Plus Frame 600 wide

19 inch frame



## ORDERING GUIDE

Part Number	RU	Dimensions (mm)					Bolt Down (E)	Maximum Rail Depth <sup>^</sup>	Weight (kg)
		Height (A)	Width (B)	Depth (C)	Cable Aperture (D)				
AF18U606* <sup>▲</sup>	18	936	600	600	300	251.1	456	43.0	
AF18U608* <sup>▲</sup>	18	936	600	800	300	451.1	656	47.0	
AF18U609* <sup>▲</sup>	18	936	600	900	600	551.1	756	50.5	
AF18U610* <sup>▲</sup>	18	936	600	1000	600	651.1	856	53.0	
AF18U611* <sup>▲</sup>	18	936	600	1100	750	751.1	956	55.0	
AF18U612* <sup>▲</sup>	18	936	600	1200	750	851.1	1056	57.0	
AF24U606* <sup>▲</sup>	24	1202	600	600	300	251.1	456	47.5	
AF24U608* <sup>▲</sup>	24	1202	600	800	300	451.1	656	51.5	
AF24U609* <sup>▲</sup>	24	1202	600	900	600	551.1	756	55.5	
AF24U610* <sup>▲</sup>	24	1202	600	1000	600	651.1	856	58.5	
AF24U611* <sup>▲</sup>	24	1202	600	1100	750	751.1	956	61.5	
AF24U612* <sup>▲</sup>	24	1202	600	1200	750	851.1	1056	64.5	
AF27U606* <sup>▲</sup>	27	1336	600	600	300	251.1	456	50.0	
AF27U608* <sup>▲</sup>	27	1336	600	800	300	451.1	656	54.0	
AF27U609* <sup>▲</sup>	27	1336	600	900	600	551.1	756	58.0	
AF27U610* <sup>▲</sup>	27	1336	600	1000	600	651.1	856	61.5	
AF27U611* <sup>▲</sup>	27	1336	600	1100	750	751.1	956	65.0	
AF27U612* <sup>▲</sup>	27	1336	600	1200	750	851.1	1056	68.5	
AF40U606 <sup>#</sup>	40	1913	600	600	300	251.1	456	59.5	
AF40U608 <sup>#</sup>	40	1913	600	800	300	451.1	656	64.0	
AF40U609 <sup>#</sup>	40	1913	600	900	600	551.1	756	69.0	
AF40U610 <sup>#</sup>	40	1913	600	1000	600	651.1	856	74.0	
AF40U611 <sup>#</sup>	40	1913	600	1100	750	751.1	956	79.5	
AF40U612 <sup>#</sup>	40	1913	600	1200	750	851.1	1056	85.0	
AF42U606 <sup>#</sup>	42	2002	600	600	300	251.1	456	62.0	
AF42U608 <sup>#</sup>	42	2002	600	800	300	451.1	656	66.0	
AF42U609 <sup>#</sup>	42	2002	600	900	600	551.1	756	70.5	
AF42U610 <sup>#</sup>	42	2002	600	1000	600	651.1	856	76.0	
AF42U611 <sup>#</sup>	42	2002	600	1100	750	751.1	956	82.0	
AF42U612 <sup>#</sup>	42	2002	600	1200	750	851.1	1056	88.0	
AF45U606 <sup>#</sup>	45	2135	600	600	300	251.1	456	65.0	
AF45U608 <sup>#</sup>	45	2135	600	800	300	451.1	656	69.0	
AF45U609 <sup>#</sup>	45	2135	600	900	600	551.1	756	73.5	
AF45U610 <sup>#</sup>	45	2135	600	1000	600	651.1	856	79.0	
AF45U611 <sup>#</sup>	45	2135	600	1100	750	751.1	956	85.0	
AF45U612 <sup>#</sup>	45	2135	600	1200	750	851.1	1056	91.0	
AF47U606 <sup>#</sup>	47	2225	600	600	300	251.1	456	67.0	
AF47U608 <sup>#</sup>	47	2225	600	800	300	451.1	656	71.0	
AF47U609 <sup>#</sup>	47	2225	600	900	600	551.1	756	75.5	
AF47U610 <sup>#</sup>	47	2225	600	1000	600	651.1	856	81.0	
AF47U611 <sup>#</sup>	47	2225	600	1100	750	751.1	956	87.0	
AF47U612 <sup>#</sup>	47	2225	600	1200	750	851.1	1056	93.0	
AF48U606 <sup>#</sup>	48	2270	600	600	300	251.1	456	68.0	
AF48U608 <sup>#</sup>	48	2270	600	800	300	451.1	656	72.0	
AF48U609 <sup>#</sup>	48	2270	600	900	600	551.1	756	76.5	
AF48U610 <sup>#</sup>	48	2270	600	1000	600	651.1	856	82.0	
AF48U611 <sup>#</sup>	48	2270	600	1100	750	751.1	956	88.0	
AF48U612 <sup>#</sup>	48	2270	600	1200	750	851.1	1056	94.0	

▲ Available on request.

\* 18, 24 & 27RU cabinets also supplied with ARTF flat top cover

# 40, 42, 45, 47 & 48RU cabinets are supplied with gland plates fitted into roof

^ The maximum distance between mounting rails

# Ausrack Plus Frame 800 wide

## 19 inch frame



✓  
EIA-310-D  
Compliant

✓  
SSI  
Compliant

STATIC  
1400kg

SEISMIC  
900kg

✓  
Australian  
Standards



- Designed for complete flexibility in medium to large data room applications.
- Can be configured into suites and clad as per application requirements.
- Inset corner posts.
- 65mm in-built plinth.
- Manufactured from:
  - Frame – 1.6mm zinc coated steel
  - Rail – 2.0mm zinc coated
- Powdercoated textured Matt Black.

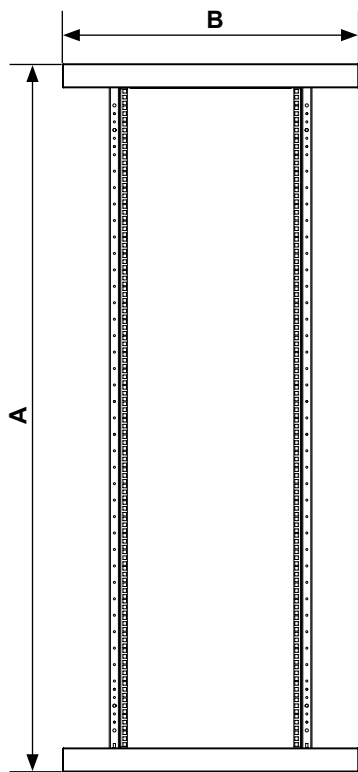
Comes standard with:

- 4 x RU marked adjustable mounting rails
- Flat top cover (18, 24 & 27RU)
- Gland plates (40, 42, 45, 47 & 48RU)
- Bolt down brackets

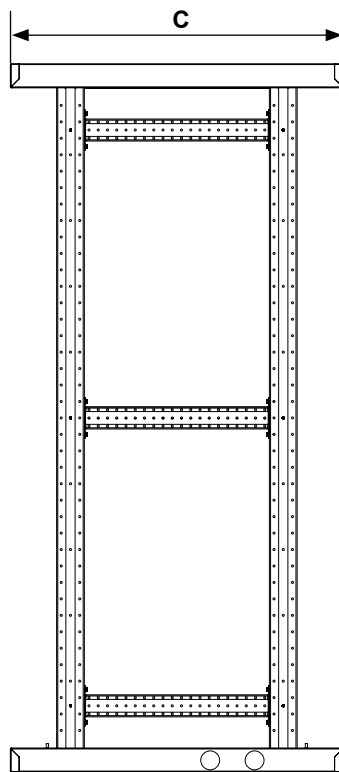


*Frame only shown.  
Accessories can be  
purchased separately.*

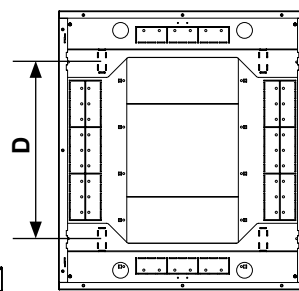
### TECHNICAL DRAWINGS



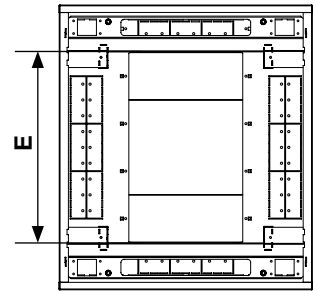
Front View



Side View



Top View



Bottom View

### ACCESSORIES QUICK SELECTION

Accessories	Page No.	Accessories	Page No.	Accessories	Page No.
Blanking Panels	36	Captive Plug Ring	45	Power Distribution	54
Brush Strips	37	Copper Earth Bars	45	PDU Brackets	55
Cable Management	38 - 40	Doors	46 - 49	Shelves	56 - 57
Cable Trays	42	Equipment Rails	50	Side Cladding (Panels)	58
Cable Zone Kits	43	Fans	51	Top Covers	59
Cable Zone Bases & Cover Panels	44	General Accessories	52		

# Ausrack Plus Frame 800 wide

19 inch frame



## ORDERING GUIDE

Part Number	RU	Dimensions (mm)					Bolt Down (E)	Maximum Rail Depth <sup>^</sup>	Weight (kg)
		Height (A)	Width (B)	Depth (C)	Cable Aperture (D)				
AF18U806* <sup>▲</sup>	18	936	800	600	300	351.1	456	49.0	
AF18U808* <sup>▲</sup>	18	936	800	800	500	451.1	656	53.0	
AF18U809* <sup>▲</sup>	18	936	800	900	600	551.1	756	56.5	
AF18U810* <sup>▲</sup>	18	936	800	1000	700	651.1	856	59.0	
AF18U811* <sup>▲</sup>	18	936	800	1100	750	751.1	956	61.0	
AF18U812* <sup>▲</sup>	18	936	800	1200	800	851.1	1056	63.0	
AF24U806* <sup>▲</sup>	24	1202	800	600	300	351.1	456	53.5	
AF24U808* <sup>▲</sup>	24	1202	800	800	500	451.1	656	57.5	
AF24U809* <sup>▲</sup>	24	1202	800	900	600	551.1	756	61.5	
AF24U810* <sup>▲</sup>	24	1202	800	1000	700	651.1	856	64.5	
AF24U811* <sup>▲</sup>	24	1202	800	1100	750	751.1	956	67.5	
AF24U812* <sup>▲</sup>	24	1202	800	1200	800	851.1	1056	70.5	
AF27U806* <sup>▲</sup>	27	1336	800	600	300	351.1	456	56.0	
AF27U808* <sup>▲</sup>	27	1336	800	800	500	451.1	656	60.0	
AF27U809* <sup>▲</sup>	27	1336	800	900	600	551.1	756	64.0	
AF27U810* <sup>▲</sup>	27	1336	800	1000	700	651.1	856	67.5	
AF27U811* <sup>▲</sup>	27	1336	800	1100	750	751.1	956	71.0	
AF27U812* <sup>▲</sup>	27	1336	800	1200	800	851.1	1056	74.5	
AF40U806* <sup>▲</sup>	40	1913	800	600	300	351.1	456	65.5	
AF40U808* <sup>▲</sup>	40	1913	800	800	500	451.1	656	70.0	
AF40U809* <sup>▲</sup>	40	1913	800	900	600	551.1	756	75.0	
AF40U810* <sup>▲</sup>	40	1913	800	1000	700	651.1	856	80.0	
AF40U811* <sup>▲</sup>	40	1913	800	1100	750	751.1	956	86.0	
AF40U812* <sup>▲</sup>	40	1913	800	1200	800	851.1	1056	91.0	
AF42U806* <sup>▲</sup>	42	2002	800	600	300	351.1	456	68.0	
AF42U808* <sup>▲</sup>	42	2002	800	800	500	451.1	656	72.0	
AF42U809* <sup>▲</sup>	42	2002	800	900	600	551.1	756	76.8	
AF42U810* <sup>▲</sup>	42	2002	800	1000	700	651.1	856	82.0	
AF42U811* <sup>▲</sup>	42	2002	800	1100	750	751.1	956	88.0	
AF42U812* <sup>▲</sup>	42	2002	800	1200	800	851.1	1056	94.0	
AF45U806* <sup>▲</sup>	45	2135	800	600	300	351.1	456	71.0	
AF45U808* <sup>▲</sup>	45	2135	800	800	500	451.1	656	75.0	
AF45U809* <sup>▲</sup>	45	2135	800	900	600	551.1	756	79.5	
AF45U810* <sup>▲</sup>	45	2135	800	1000	700	651.1	856	88.0	
AF45U811* <sup>▲</sup>	45	2135	800	1100	750	751.1	956	90.0	
AF45U812* <sup>▲</sup>	45	2135	800	1200	800	851.1	1056	97.0	
AF47U806* <sup>▲</sup>	47	2225	800	600	300	351.1	456	73.0	
AF47U808* <sup>▲</sup>	47	2225	800	800	500	451.1	656	77.0	
AF47U809* <sup>▲</sup>	47	2225	800	900	600	551.1	756	81.5	
AF47U810* <sup>▲</sup>	47	2225	800	1000	700	651.1	856	87.0	
AF47U811* <sup>▲</sup>	47	2225	800	1100	750	751.1	956	93.0	
AF47U812* <sup>▲</sup>	47	2225	800	1200	800	851.1	1056	99.0	
AF48U806* <sup>▲</sup>	48	2270	800	600	300	351.1	456	74.0	
AF48U808* <sup>▲</sup>	48	2270	800	800	500	451.1	656	78.0	
AF48U809* <sup>▲</sup>	48	2270	800	900	600	551.1	756	82.5	
AF48U810* <sup>▲</sup>	48	2270	800	1000	700	651.1	856	88.0	
AF48U811* <sup>▲</sup>	48	2270	800	1100	750	751.1	956	94.0	
AF48U812* <sup>▲</sup>	48	2270	800	1200	800	851.1	1056	100.0	

▲ Available on request.

\* 18, 24 & 27RU cabinets also supplied with ARTF flat top cover

# 40, 42, 45, 47 & 48RU cabinets are supplied with gland plates fitted into roof

^ The maximum distance between mounting rails

# Ausrack Plus Server

19 inch server cabinets



✓  
EIA-310-D  
Compliant

✓  
SSI  
Compliant

STATIC  
1400kg

SEISMIC  
900kg

✓  
Australian  
Standards



- Designed for large data room applications that require a robust and fully featured racking solution with free flowing air movement.
- Can be configured into suites and clad as per application requirements.
- Load ratings tested to AS62208-2006.
- Inset corner posts.
- Innovative cable management facilities.
- Reversible hinged doors (tool-less).
- 63% open mesh front and rear doors for maximum ventilation.
- Manufactured from zinc coated steel:  
Frame – 1.6mm, Rail – 2.0mm & Panels 1.2mm
- Powdercoated textured Matt Black.

Comes standard with:

- 4 x RU marked adjustable mounting rails
- Mesh doors (600mmW cabinets)
- Front & rear split mesh doors (800mmW cabinets)
- Removable side panels
- Inbuilt 65mm plinth
- Lockable wing knob with 2-point locking front & rear
- Flat top cover (24RU only)
- Gland plates (40 & 45RU)
- Bolt down brackets



800mmW

## ORDERING GUIDE

Dimensions (mm)

Part Number	RU	Height (A)	Width (B)	Depth (C)	Maximum Rail Depth <sup>^</sup>	Weight (kg)
AS24U609 <sup>*▲</sup>	24	1202	600	900	756	91.0
AS24U611 <sup>*▲</sup>	24	1202	600	1100	956	97.5
AS40U609 <sup>#▲</sup>	40	1913	600	900	756	123.0
AS40U611 <sup>#▲</sup>	40	1913	600	1100	956	139.5
AS45U609 <sup>#▲</sup>	45	2135	600	900	756	134.0
AS45U611 <sup>#▲</sup>	45	2135	600	1100	956	149.0
AS40U809 <sup>#▲</sup>	40	1913	800	900	756	132.0
AS40U811 <sup>#▲</sup>	40	1913	800	1100	956	142.0
AS45U809 <sup>#▲</sup>	45	2135	800	900	756	135.0
AS45U811 <sup>#▲</sup>	45	2135	800	1100	956	145.0

▲ Available on request.

\* 24RU cabinets also supplied with ARTF flat top cover

# 40 & 45RU cabinets are supplied with gland plates fitted into roof

<sup>^</sup> The maximum distance between mounting rails

600mmW

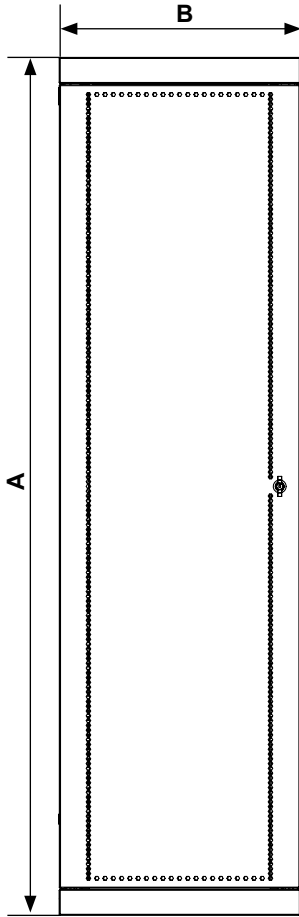


Shelf not included.  
Can be purchased  
separately.

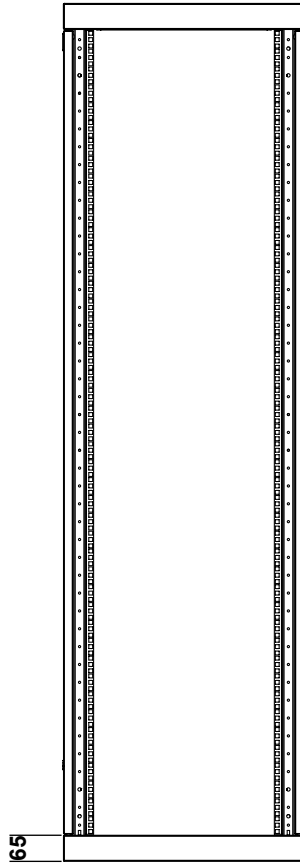
## ACCESSORIES QUICK SELECTION

Accessories	Page No.	Accessories	Page No.	Accessories	Page No.
Blanking Panels	36	Captive Plug Ring	45	Power Distribution	54
Brush Strips	37	Copper Earth Bars	45	PDU Brackets	55
Cable Management	38 - 40	Doors	46 - 49	Shelves	56 - 57
Cable Trays	42	Equipment Rails	50	Side Cladding (Panels)	58
Cable Zone Kits	43	Fans	51	Top Covers	59
Cable Zone Bases & Cover Panels	44	General Accessories	52		

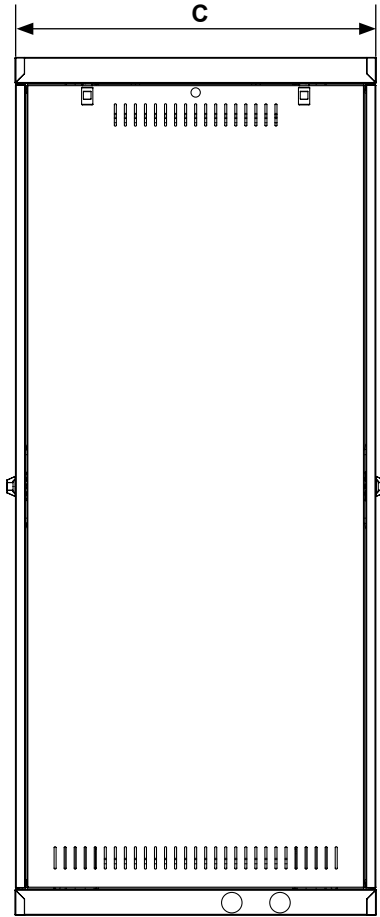
**TECHNICAL DRAWINGS**



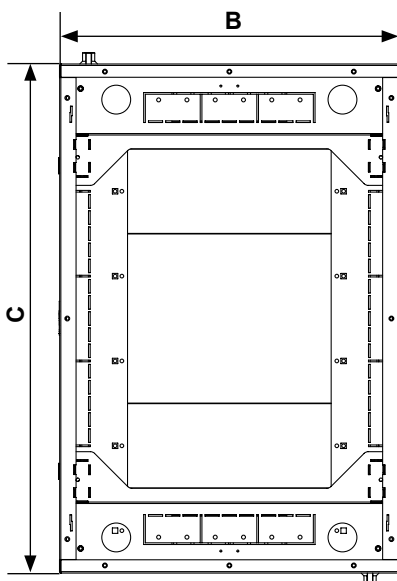
Front View



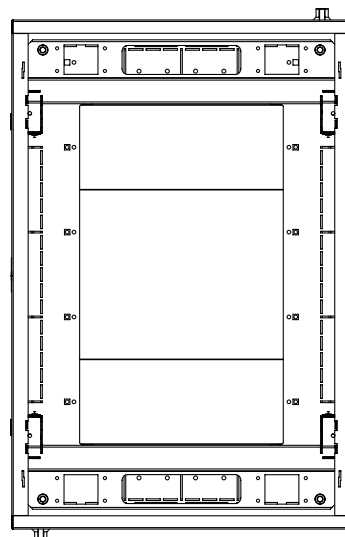
Front View  
(Door Removed)



Side View



Top View



Bottom View

# Ausrack Plus Network

19 inch network cabinets



- Designed for data room applications to accommodate medium to large passive patching networks and active communications equipment.
- Can be configured into suites and clad as per application requirements.
- Load ratings tested to AS62208-2006.
- Inset corner posts.
- Innovative cable management facilities.
- Reversible hinged doors (tool-less).
- Manufactured from zinc coated steel:  
Frame – 1.6mm, Rail – 2.0mm & Panels 1.2mm
- Powdercoated textured Matt Black.

Comes standard with:

- 4 x RU marked adjustable mounting rails
- Front reinforced tinted acrylic window door
- Rear steel door
- Removable side panels
- Inbuilt 65mm plinth
- Lockable wing knob with 2-point locking on both doors
- Flat top cover (24RU only)
- Gland plates (40 & 45RU)
- Bolt down brackets



## ORDERING GUIDE

Dimensions (mm)

Part Number	RU	Height (A)	Width (B)	Depth (C)	Maximum Rail Depth <sup>^</sup>	Weight (kg)
AN24U606* <sup>^</sup>	24	1202	600	600	456	77.0
AN24U609* <sup>^</sup>	24	1202	600	900	756	89.5
AN40U606* <sup>^</sup>	40	1913	600	600	456	105.5
AN40U609* <sup>^</sup>	40	1913	600	900	756	123.5
AN45U606* <sup>^</sup>	45	2135	600	600	456	115.0
AN45U609* <sup>^</sup>	45	2135	600	900	756	135.0
AN40U809* <sup>^</sup>	40	1913	800	900	756	140.0
AN45U809* <sup>^</sup>	45	2135	800	900	756	160.0

<sup>^</sup> Available on request

\* 24RU cabinets also supplied with ARTF flat top cover

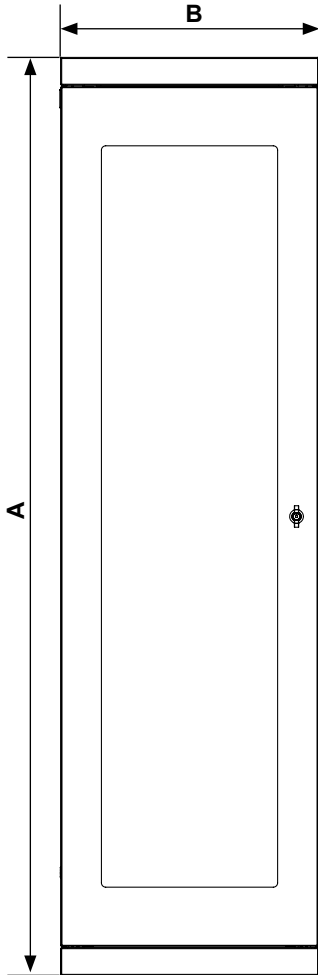
# 40 & 45RU cabinets are supplied with gland plates fitted into roof

<sup>^</sup> The maximum distance between mounting rails

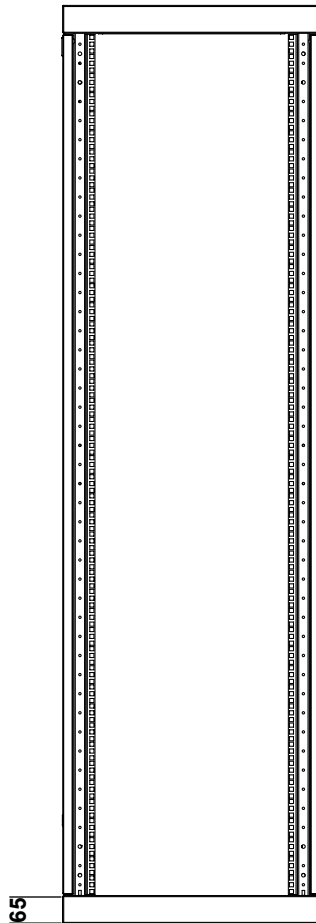
## ACCESSORIES QUICK SELECTION

Accessories	Page No.	Accessories	Page No.	Accessories	Page No.
Blanking Panels	36	Captive Plug Ring	45	Power Distribution	54
Brush Strips	37	Copper Earth Bars	45	PDU Brackets	55
Cable Management	38 - 40	Doors	46 - 49	Shelves	56 - 57
Cable Trays	42	Equipment Rails	50	Side Cladding (Panels)	58
Cable Zone Kits	43	Fans	51	Top Covers	59
Cable Zone Bases & Cover Panels	44	General Accessories	52		

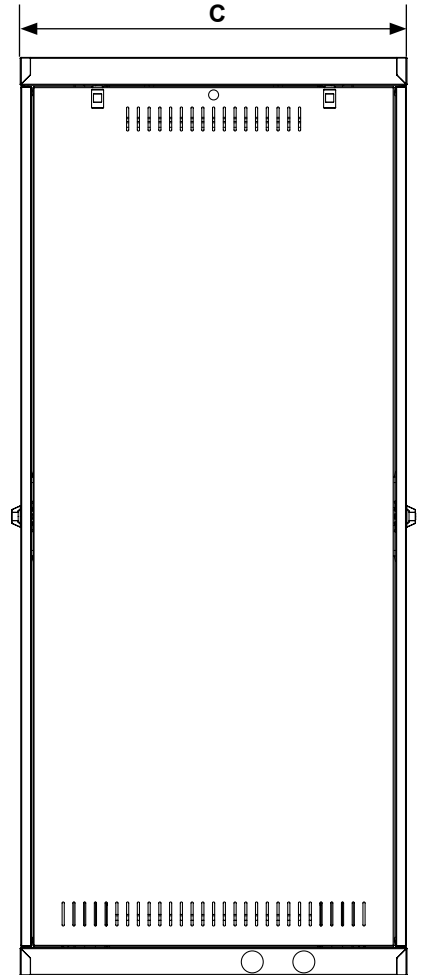
**TECHNICAL DRAWINGS**



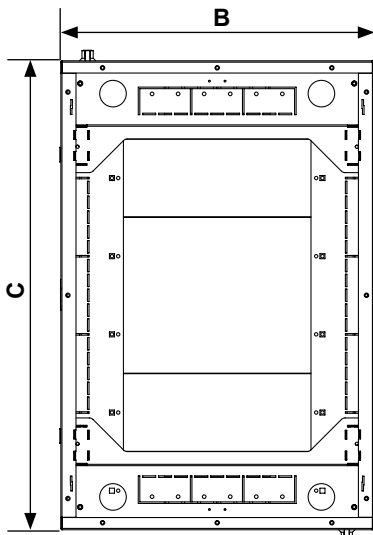
Front View



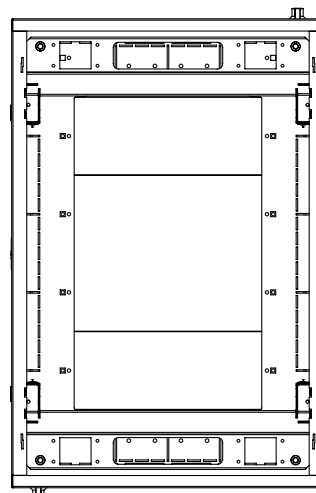
Front View  
(Door Removed)



Side View



Top View



Bottom View

# Ausrack TxD

Multipurpose cabinets and frames



- Designed for transmission and data applications in telecommunications exchange and data centre environments.
- 4-post rack suitable for 19", 21", 23" and 26" equipment.
- Open welded and bolted construction with corner posts.
- Load ratings tested to AS62208-2006.
- Allows for maximum flexibility in placement of equipment rails and cable management.
- Easy to bay with or without side panels.
- Manufactured from zinc coated steel:
  - Frame – 1.6mm, Rail – 2.0mm & Panels 1.2mm
- Powdercoated textured Matt Black.

Server Cabinet products come standard with:

- Frame and 2 x removable side panels
- 4 x 19" RU marked adjustable mounting rails
- Top cover with cable entries
- Mesh doors (600mmW cabinets)
- Split mesh doors (800mmW cabinets)
- 2 point door locking
- 4 x bolt down brackets



## ORDERING GUIDE

Product	Part Number	RU	Dimensions (mm)			Bolt Down (mm)		Weight (kg)
			Height (A)	Width (B)	Depth (C)	Height (D)	Width (E)	
Server cabinet (Includes 4 x 19" rack rails, mesh doors, side panels)	ATS45U609 <sup>▲</sup>	45	2140	600	900	299	685	137.0
	ATS45U610 <sup>▲</sup>	45	2140	600	1000	299	785	144.0
	ATS45U612 <sup>▲</sup>	45	2140	600	1200	299	985	159.0
	ATS45U809 <sup>▲</sup>	45	2140	800	900	499	685	139.0
	ATS45U810 <sup>▲</sup>	45	2140	800	1000	499	785	148.0
	ATS45U812 <sup>▲</sup>	45	2140	800	1200	499	985	161.0
Standard frame (Includes 4 x 19" rack rails)	ATF45U609 <sup>▲</sup>	45	2140	600	900	299	685	77.0
	ATF45U610 <sup>▲</sup>	45	2140	600	1000	299	785	82.0
	ATF45U612 <sup>▲</sup>	45	2140	600	1200	299	985	96.0
	ATF45U809 <sup>▲</sup>	45	2140	800	900	499	685	80.0
	ATF45U810 <sup>▲</sup>	45	2140	800	1000	499	785	85.0
	ATF45U812 <sup>▲</sup>	45	2140	800	1200	499	985	99.0

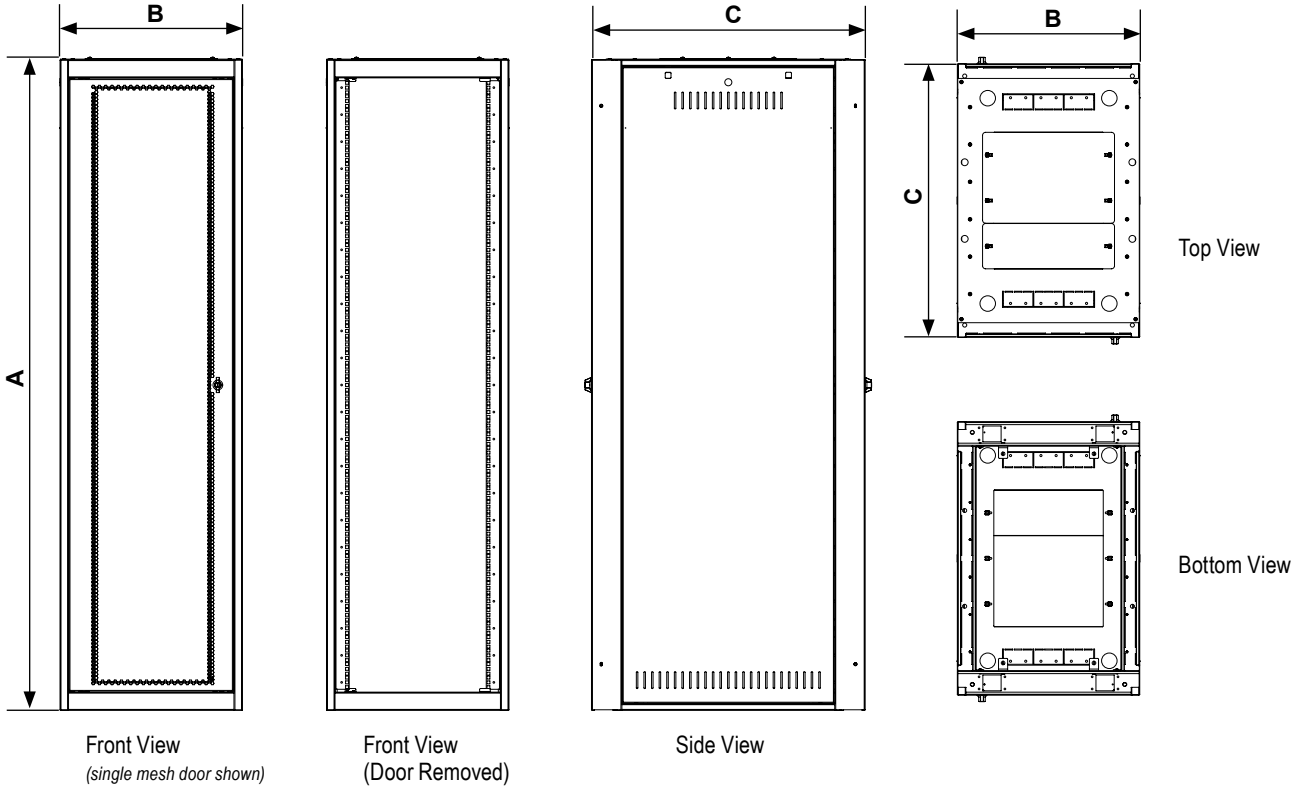
<sup>▲</sup> Available on request

## ACCESSORIES QUICK SELECTION

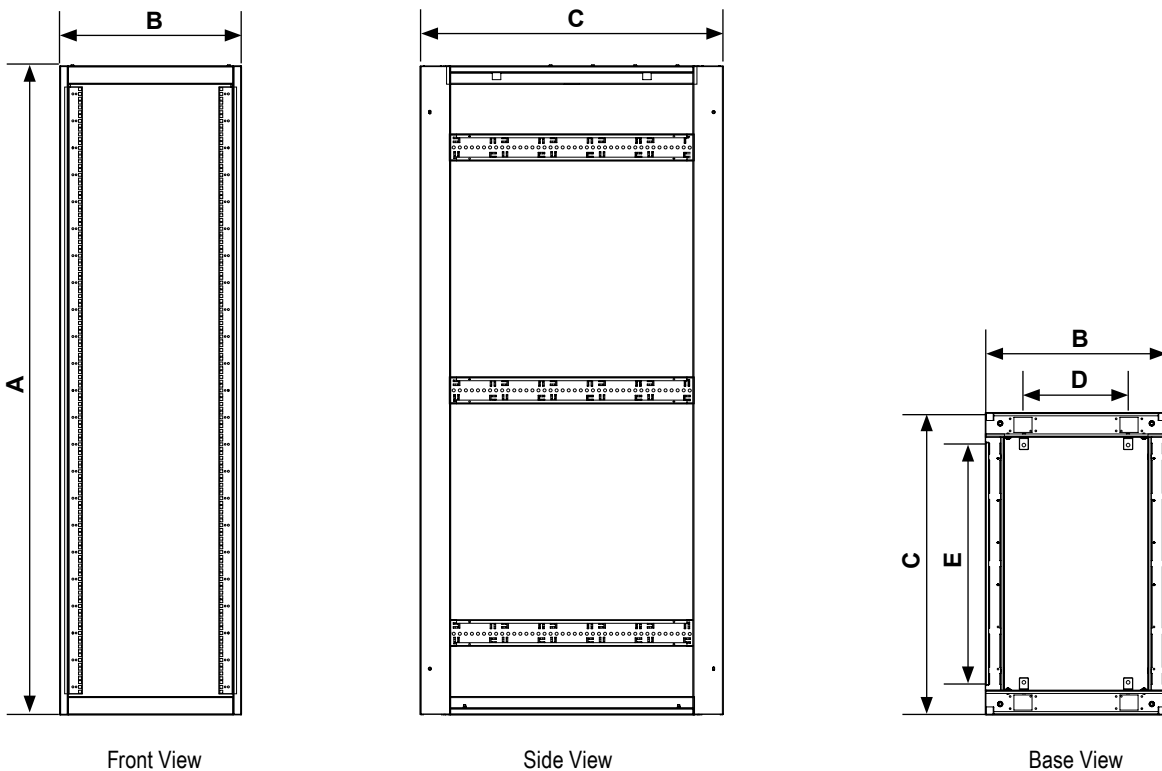
Accessories	Page No.	Accessories	Page No.	Accessories	Page No.
Blanking Panels	36	Copper Earth Bars	45	PDU Brackets	55
Brush Strips	37	Doors	46 - 49	Shelves	56 - 57
Cable Management	38 - 40	Equipment Rails	50	Side Panels	59
Cable Trays	42	General Accessories	52	Top Covers	59
Captive Plug Ring	45	Power Distribution	54		

**TECHNICAL DRAWINGS**

Server Cabinet

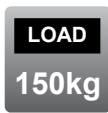


Standard Frame



# Ausrack Patch


19 inch lab rack



- Designed to be used for network patching applications.
- The 2-post frame is designed to provide a functional solution where accessibility is a major requirement.
- Open construction suits those who want full access to equipment at all times.
- Load rating tested to AS62208-2006.
- Able to be bayed together using a kit.
- Supplied flat packed with all fixings.
- Quick and easy-to-assemble with only 12 bolts.
- Base includes fixing points for bolting to floor.
- RU marked rails for easy placement of equipment.
- Manufactured from 1.6mm zinc coated steel
- Powdercoated textured Matt Black.

Comes standard with:

- RU marked frame



## ORDERING GUIDE

Dimensions (mm)

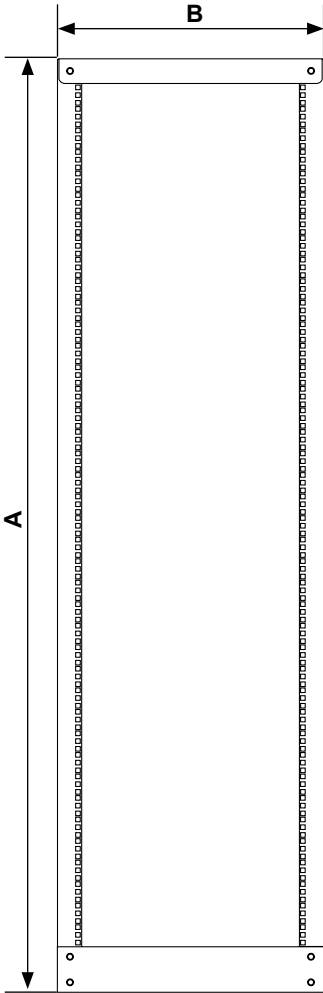
Part Number	RU	Height (A)	Width (B)	Depth (C)	Weight (kg)
AL40U <sup>▲</sup>	40	1930	550	375	16.5
AL45U	45	2155	550	375	17.0

<sup>▲</sup> Available on request

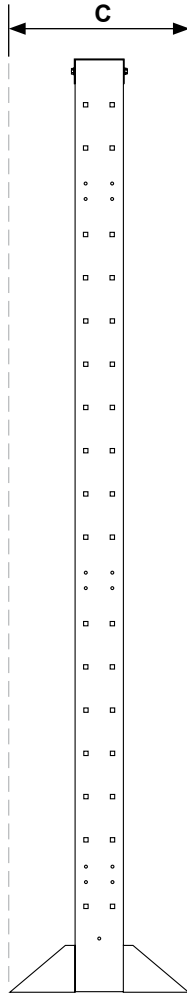
## ACCESSORIES QUICK SELECTION

Accessories	Page No.	Accessories	Page No.
Blanking Panels	36	Copper Earth Bars	45
Brush Strips	37	General Accessories	52
Cable Management	38 - 40	Power Distribution	54
Captive Plug Ring	45	Shelves	56

**TECHNICAL DRAWINGS**



Front View



Side View

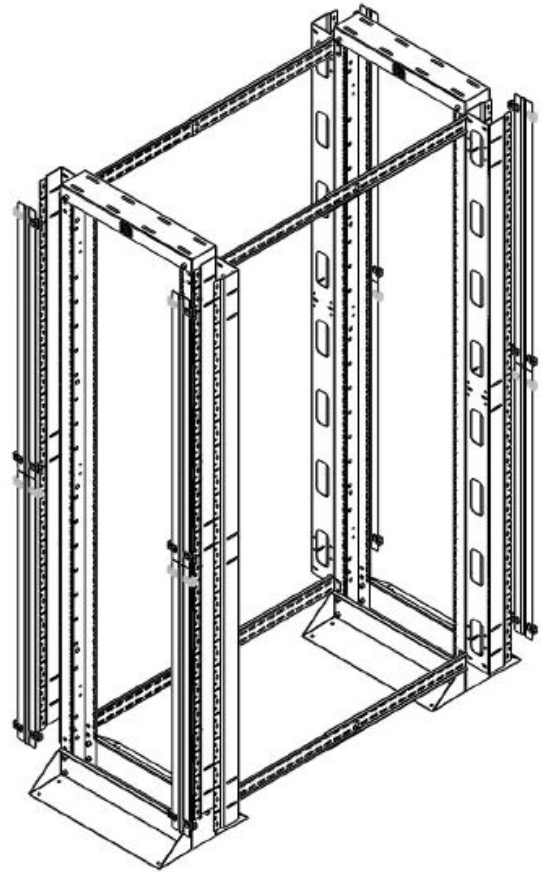
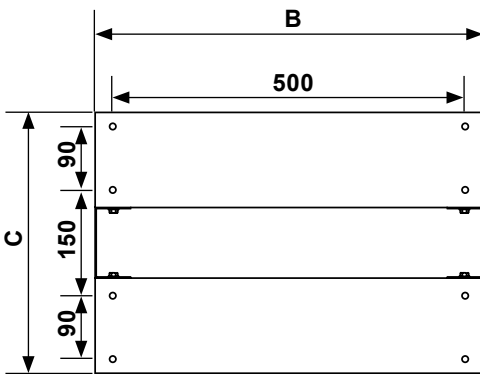


Illustration shows 2 x Ausrack Patch racks bayed together with the joiner kit (ALJK) and additional cable management



Base View

# CQr Guardian

19 inch secure cabinets

To ensure your data equipment is secure, B&R has a range of high standard security cabinets to deliver protection for Government agencies and private enterprise.

B&R's Class B and Class C range deliver high quality cabinets, manufactured right here in Australia.

Manufactured from zinc coated steel, CQr Guardian is fully welded and completely customisable, designed with a comprehensive range of accessories including kits, segregation panels and extended side panels with additional cable entries.

## FEATURES

CQr Guardian offers unmatched cable capacity and is designed to increase cable access, with multiple entry points in the top and base of the cabinet and additional integrated cable management. Using cable routing apertures, B&R have optimised the cable paths, allowing up to twice as many cables as usual to be inserted through one opening.

Utilising the maximum mesh area specified in the SCEC guidelines, CQr Guardian has the widest and tallest mesh area allowed on its doors. The specified mesh provides superior security whilst also optimising airflow throughout the cabinet. CQr Guardian can also be designed with a clear acrylic insert or solid steel door, with a choice of door configurations.

Fan kits are available for the roof and door of the cabinet. The mesh area on the door can accommodate up to six high flow fans\*, capable of moving 1700 cubic metres per hour.

As an example, in a data centre environment, a 15kW heat load in a 45RU cabinet would require 3500 cubic metres per hour of airflow. Three high flow door fans will supply sufficient airflow for this situation.

CQr Guardian has been developed with a range of Class B and Class C cabinets suitable for secure network applications. All cabinets are fitted with three point locking. Class B cabinets come with electronic combination locks, while Class C cabinets use Bi-Lock technology.

Standard colouring for CQr Guardian is powdercoated textured matt black however is also available in a variety of colours on request.

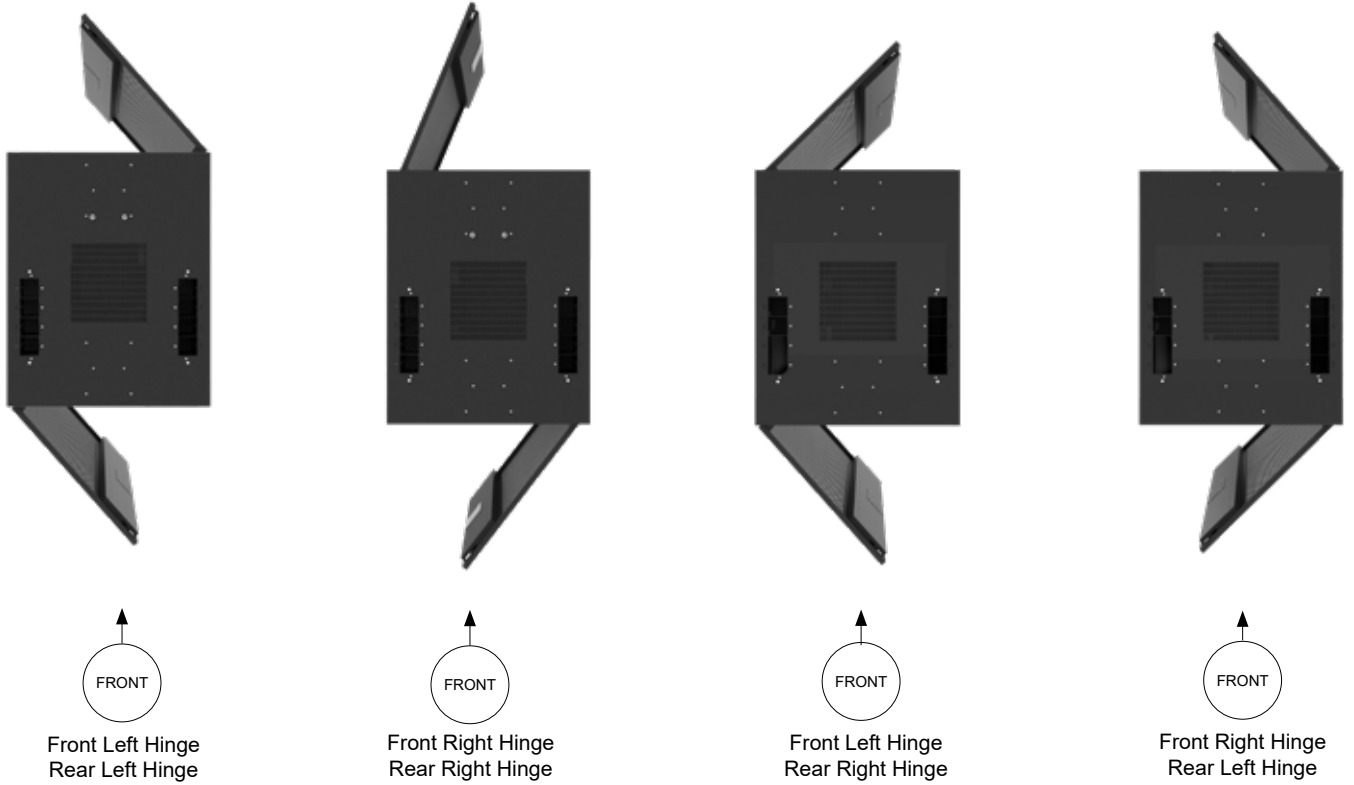
In Australia, these security cabinets have been developed in accordance with the Protective Security Policy Framework (PSPF). The Security Construction and Equipment Committee (SCEC) is a standing inter-departmental committee responsible for evaluating security equipment for use by Australian Government departments and agencies.

As of July 2016, all manufacturers providing high security cabinets in Australia must meet and be accredited to the latest SCEC standard. B&R not only meets but exceeds these requirements and with innovative new features and trusted B&R quality, CQr Guardian is the number one choice for your high security needs.

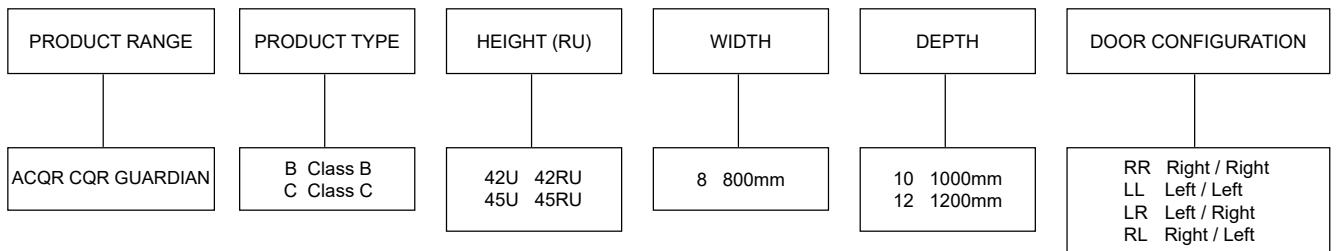


*\*High flow fans are available on request.*

**Standard Door Configurations**



**Part Number Convention**



Example:

ACQR3C42U810LR

ACQR3	C	42U	8	10	LR
CQR GUARDIAN	CLASS C	42RU	800	1000	LEFT / RIGHT

# Data Cages

Our data cages provide enhanced security for data centre environments and are designed with the customer in mind.

Data cages provide a method of segregating customer racks and equipment into defined zones, providing a high level of security for equipment in a facility that contains multiple users.

With the ever increasing need to provide a secure method of housing equipment within a co-location data centre environment, B&R Enclosures can manufacture, supply and install data cages designed with the customer in mind.

Manufactured from 1.6mm zinc coated steel with powdercoated textured matt black surface finish, standard sized components are offered to achieve cage heights of 2400mm or 2700mm. Other standard inclusions consist of a sliding or hinged door fitted with a customer supplied locking mechanism. B&R's data cages can be tailored to suit the requirements of any data centre and are fixed top and bottom using a variety of fixings.

B&R Enclosures continually invest in innovative technologies and the development of their staff, with a team of data champions able to provide onsite consultancy, design and installation of the required cages. B&R will work with the customer to ensure a data cage is specified to maintain the high level of security needed within this environment.

## Features

- 1.6mm thick zinc coated steel panels
- 50 x 50mm RHS supports
- Aluminium door section for weight saving
- Large open mesh pattern to maximise airflow and visibility
- Sliding or hinged doors
- Customer supplied locking mechanism
- On-site consultation and installation



# Hot/Cold Aisle Containment



Increase your heating/cooling efficiency whilst reducing power consumption.

Hot/cold aisle containment is a method of increasing cooling efficiency, reducing power consumption and is intended to prevent air temperature zones from being mixed together in a data centre.

For a 'cold aisle', the cold air is fed through a false floor into a contained aisle. This air flows through the front of the server racks, removes the heat from installed equipment and is expelled as hot air through the rear of the cabinet. The hot air is then removed by the data centre air conditioning system.

Having an aisle contained means the area requiring cooling is much smaller and therefore less power is required by the C.R.A.C unit to keep it at the recommended temperature.

Hot/cold aisle containment ensures businesses do not have to increase the cooling capacity within the data centre whilst increasing cooling efficiency and reducing costs.

The main benefits of cold aisle containment are:

- Avoids hot air short circuits
- Reduces the volume of air that needs to be cooled
- Improves efficiency of the cooling system considerably
- Energy cost savings

Installing a containment aisle in a workplace improves the working environment for staff, as the room does not need to be kept at a low ambient temperature. Even the aisle can often be warmer than that of an uncontained data centre. An uncontained data centre needs to have its air conditioning set for the installation that requires the most cooling, wherever that is within the data centre.

B&R Enclosures' hot/cold aisle containment systems are quoted on a project basis after an on-site consultation with one of our experienced sales engineers.



# Airflow Efficiency Solutions

A range of airflow efficiency solutions that are designed to assist in managing data centre cooling.

If you have already laid out your room in hot and cold aisles, with cabinets orientated 'front to front' and 'back to back', then you will achieve the best cooling by blocking unused panel spaces in your cabinets.

These open panel spaces allow cold air to flow through your cabinet to the back, reducing the cold air that goes to the equipment in the upper racks. That equipment can then run too hot, shortening its life.

What's more, the cold air in the cabinet mixes with the hot air that returns to your air conditioners, convincing the air conditioners into thinking the temperature is lower than it actually is.

This means your air conditioners won't work efficiently because the cooling of the hardware is reduced which creates higher temperatures and shortens the life of the equipment.

As well as cold air moving from front to back through your open panels, hot air can bypass from back to front, where it rises and delivers even warmer air to the upper computers.

This is why servers toward the tops of cabinets often have a statistically higher failure and error rate than those at the bottom. Loading cabinets from bottom to top and closing all the remaining spaces with blanking panels and baffles will make a big difference.



## AIRFLOW EFFICIENCY PRODUCTS

Product	Page No.
Blanking Panels	36
Brush Strips	37
Fans	51

A product that enhances the control and security of access within a data centre.

The SALTO Systems Neo Cylinder brings smart access control to server racks. The Neo is a wireless, battery-powered smart lock that uses BLE (Bluetooth Low Energy) and lower power radio (2.4ghz) to communicate with wireless gateways or nodes and user credentials.

With multiple models are available, including the Neo Half Cylinder, which fits most swing handles for rack servers. It is ideal for use where control of the operation of the rack is needed, enhancing the control and security of access to server racks.

Further models include the Half Cylinder (for Swing Handles), Australian Oval, Euro, UK, Cam lock and other international standards.

The SALTO Neo can connect to both SALTO SPACE, an on-premise online and offline real-time access control solution, and SALTO KS, which is a cloud-based, real time solution.

## SALTO KS Solution

SALTO KS is a scalable, and flexible cloud-based smart access control solution with best-in-class real-time capabilities. It requires no software installation and enables remote management, from anywhere at any time.

To use SALTO KS, you need a SALTO wireless smart lock (such as the Neo Cylinder), an IQ (which talks to the lock and the cloud) and an internet-connected device such as a smartphone or PC. It is a simple solution and easily managed.

SALTO KS smart access offers multiple ways of opening doors, including with a digital key. It records an audit trail of events for real-time control and can send update notifications in real-time. For example, maintenance updates for lock battery status, or when a user is denied access. Further, updates to user access can be made in real-time and remotely.

Contact B&R today for a live demonstration of the SALTO lock system.



# Data ICT Accessories

Accessories to suit all product ranges in this catalogue

## Blanking Plates - for cable zones

Designed to seal the front section of racks bayed with cable zones from hot exhaust air at the rear of the cabinet. They extend between the posts of the two adjoining racks over the cable zone to the full height of the rack.

To suit cabinets & frames

Part Number	RU	Width (mm)	Product Range
ARBPB40U100▲	40RU	100	Ausrack cable zones
ARBPB40U200▲	40RU	200	
ARBPB45U100▲	45RU	100	
ARBPB45U200▲	45RU	200	

Cable zones available. Please see page 37.



ARBPB40U200

## Blanking Panels - Eziblank

The adjustable tool-less blanking panels simply snap to the size you need and pushes onto the 19" mounting rails. The blanking panels can be easily snapped into 1RU increments to fit any gap. Made from UL94 fire rated and anti-static ABS plastic.

Part Number	Description	RU	To suit cabinets & frames
ARBP6U	Supplied as 6 x 1RU plastic panels	1	All B&R Data ICT cabinets and frames



ARBP6U

## Blanking Panels - Metal

Used to control airflow within the rack. They are manufactured from 1.2mm steel with a powdercoated matt black surface finish.

Dimensions (mm)

Part Number	RU	Height (mm)	Width (mm)	To suit cabinets & frames
EBP1U	1	44	483	All B&R Data ICT cabinets and frames
EBP2U	2	88	483	
EBP3U	3	132	483	
EBP4U	4	177	483	
EBP5U▲	5	222	483	
EBP6U▲	6	266	483	



EBP

▲ Available on request

## Data ICT Accessories

Accessories to suit all product ranges in this catalogue



### Brush Strips - Ezibrush™

Keeps hot exhaust air away from cool intake air, extending the life of your equipment. These panels have a brush strip overhanging the 1RU size by an extra 5mm allowing simple management of air gaps when placed alongside other equipment.

Part Number	Description	RU	To suit cabinets & frames
ARBPB1U▲	Horizontal, 19" black, pack of 5 strips	1	All B&R Data ICT cabinets and frames



ARBPB1U



### Brush Strips - Vertical

Designed to control airflow in the rack. They provide a barrier between the front of the frame and hot exhaust air at the rear, between the post and the side panel whilst also allowing cable access. Each strip attaches to the post and extends to the side panel of the cabinet. Sold as pairs (if ordering one (1) unit, it comes as two (2) strips).

For use with racks:

Part Number	To suit cabinets & frames		
	RU	Width (mm)	Product Range
ARPBS40U06▲	40	600	Ausrack Plus
ARPBS40U08▲	40	800	
ARPBS45U06▲	45	600	
ARPBS45U08▲	45	800	



ARPBS40U08

For use with cable zones:

Part Number	To suit cabinets & frames		
	RU	Width (mm)	Product Range
ARPBS40U100▲	40	100mm wide	Ausrack Plus
ARPBS40U106▲	40	cable zones	
ARPBS40U200▲	40	200mm wide	
ARPBS40U206▲	40	cable zones	
ARPBS45U100▲	45	100mm wide	
ARPBS45U106▲	45	cable zones	
ARPBS45U200▲	45	200mm wide	
ARPBS45U206▲	45	cable zones	

▲ Available on request

# Data ICT Accessories

Accessories to suit all product ranges in this catalogue


## Cable Management - Horizontal

Cable management is an efficient and tidy way to keep on top of high density cabling in a rack or cabinet. Horizontal options can be incorporated into any B&R rack or cabinet.

Part Number	RU	Width (mm)	Depth (mm)	Description	To suit cabinets & frames
-------------	----	------------	------------	-------------	---------------------------

### Horizontal Cable Management

ARHCMF1U	1	480	125	Mounts on equipment rails 90mm finger length	All 19" racks
ARHCMF2U	2	480	125		
ARHCMF4U <sup>▲</sup>	4	480	125		

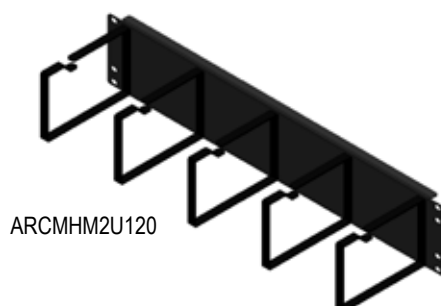
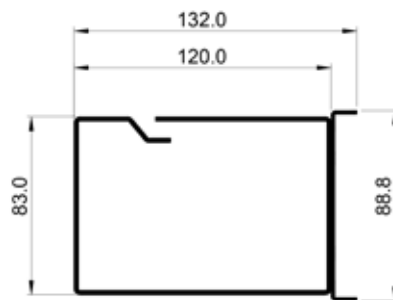

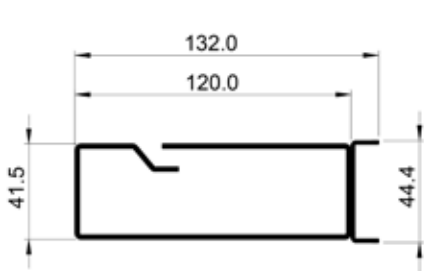


### Horizontal Cable Management Extended Finger / Cover Pane

ARHCMFX1U <sup>▲</sup>	1			Extended finger 150mm finger length	All 19" racks
ARHCMFX2U <sup>▲</sup>	2				
ARHCMFX4U <sup>▲</sup>	4				

### Horizontal Cable Management Rings

ARCMHM1U120	1			Metal 120mm x 41.5mm ring	All 19" racks
ARCMHM2U120	2			Metal 120mm x 83mm ring	
ARPCMH1U	1			Plastic 55mm x 30mm ring	



▲ Available on request

# Data ICT Accessories

Accessories to suit all product ranges in this catalogue



## Cable Management - Horizontal

Part Number	RU	Width (mm)	Depth (mm)	Description	To suit cabinets & frames
<b>Cable Management Rings</b>					
ARPCMR2S	–	161	96	Single zone	Ausrack Plus, CQr Guardian, TxD, Patch, IP, Field FE & iLINQ
ARPCMR3S <sup>▲</sup>	–	306	96	Single zone*	Ausrack Plus (excluding 600mm frame) & Patch
ARPCMR3D <sup>▲</sup>	–	306	250	Two zone*	
<b>Cable Management Hanger</b>					
ARPCMP24	–			24 patch lead hanger, 597mm	Stand alone product wall mount


\* Requires Cable Zone



ARPCMR2S



ARPCMR3S



ARPCMP24

## Horizontal Cable Capacity

	Cable Capacity						
	Cat5e	Cat6	Cat6e	Cat7	Fibre	Power 10A	Power 15A
Diameter (mm) <sup>#</sup>	5.6	6.3	8.4	7.6	3	7	8.5
Saturation*	50%	50%	50%	50%	60%	40%	40%
ARHCMF1U	31	25	14	17	129	16	11
ARHCMF2U	99	79	44	54	414	51	35
ARHCMF4U	227	179	101	123	947	116	79
ARPCMH2U	46	36	20	26	188	24	16
ARPCMR2S	205	162	92	112	858	105	72
ARPCMR3S	431	340	192	234	1799	221	150
ARPCMR3D	1167	922	519	634	4877	598	405

Please Note: B&R Enclosures does not accept liability for any errors within the above table.

<sup>#</sup> These are nominal values for the OD of cable as sizes may vary.

\* Recommended maximum cable saturation.

▲ Available on request

# Data ICT Accessories

Accessories to suit all product ranges in this catalogue

## Cable Management - Vertical

Cable management is an efficient and tidy way to keep on top of high density cabling in a rack or cabinet. Horizontal options can be incorporated into any B&R rack or cabinet.

Part Number	RU	Width (mm)	Depth (mm)	Description	Mounting	To suit cabinets & frames (mm)
<b>Vertical Cable Management Fingers and Connection Bracket (90mm finger length)</b>						
ARVCMF40U	40	15	180	2 sections (800mm + 889mm)	Outside of posts	Ausrack Plus
ARVCMF45U	45	15	180	2 sections (2 x 978mm)	Outside of posts	
ARVCMF40UR <sup>▲</sup>	40	20.5	122	2 sections (800mm + 889mm)	On L-shape equipment rails	TxD, IP & iLINQ
ARVCMF45UR	45	20.5	122	2 sections (2 x 978mm)	On L-shape equipment rails	
ARVCMF45U200	45	200	198	Cable zone required		Ausrack Plus
<b>Vertical Cable Management Extended Finger/ Cover Panel (150mm finger length)</b>						
ARVCMFX40U <sup>▲</sup>	40	15	250	Extended Finger		Ausrack Plus
ARVCMFX45U <sup>▲</sup>	45	15	250			
ARVCMFX40UR <sup>▲</sup>	40	20.5	250			
ARVCMFX45UR <sup>▲</sup>	45	20.2	250			TxD, IP & iLINQ



ARVCMF45U



ARVCMF45UR



ARVCMFX40UR

▲ Available on request

# Data ICT Accessories

Accessories to suit all product ranges in this catalogue



Part Number	RU	Width (mm)	Depth (mm)	Description	Mounting	To suit cabinets & frames (mm)
<b>Vertical Cable Management System</b>						
ARVCMS40U10	40	100	165	Cable zone required* U-Channel system with cable fingers, connection brackets and cover flaps 90mm finger length	Off posts or Horizontal mounting rails	Ausrack Plus, TxD, Patch, IP & iLINQ
ARVCMS45U10	45	100	165			Ausrack Plus, TxD, Patch & iLINQ
ARVCMS40U20 <sup>▲</sup>	40	200	165			Ausrack Plus & Patch
ARVCMS45U20 <sup>▲</sup>	45	200	165			Ausrack Plus & Patch
ARVCMS40U150 <sup>▲</sup>	40	150	198	Cable zone required* U-Channel system with cable fingers, connection brackets and cover flaps		Ausrack Plus & Patch
ARVCMS45U150 <sup>▲</sup>	45	150	198			
ARVCMSX40U10 <sup>▲</sup>	40	100	250	Cable zone required* Extended Finger 150mm finger length		Ausrack Plus, TxD, Patch & iLINQ
ARVCMSX45U10 <sup>▲</sup>	45	100	250			
ARVCMSX40U20 <sup>▲</sup>	40	200	250	Cable zone required* Extended Finger		Ausrack Plus & Patch
ARVCMSX45U20 <sup>▲</sup>	45	200	250			



ARVCMS40U10



ARVCMSX40U20

### \*Cable Zone Requirements for Different Rack/Cabinet Widths

Cabinet Width (mm)	Width of Cable Management System (mm)	Cable Zone Width Required (mm)
600	100	100 or 200
600	150	200
600	200	200
800	100	100
800	150	100
800	200	100

### Vertical Cable Capacity

	Cable Capacity						
	Cat5e	Cat6	Cat6e	Cat7	Fibre	Power 10A	Power 15A
Diameter (mm) <sup>#</sup>	5.6	6.3	8.4	7.6	3	7	8.5
Saturation*	50%	50%	50%	50%	60%	40%	40%
ARVCMSxxU10	269	213	120	146	1125	138	94
ARVCMSxxU20	597	472	266	324	2495	306	208

▲ Available on request

# Data ICT Accessories

Accessories to suit all product ranges in this catalogue


## Cable Trays

An effective way to keep vertical cable runs neat and tidy within a rack or cabinet.

Part Number	Cable Mounting Width (mm)	To suit cabinet RU	Height (mm)	To suit cabinets & frames
ARC18U15▲	150	18	702	Ausrack Plus, TxD, IP, Field FE & iLINQ
ARC18U30▲	300	18	702	
ARC18U45▲	450	18	702	
ARC24U15▲	150	24	969	
ARC24U30▲	300	24	969	
ARC27U15▲	150	27	1102	
ARC27U30▲	300	27	1102	
ARC27U45▲	450	27	1102	
ARC40U15▲	150	40	1680	
ARC40U30	300	40	1680	
ARC40U45▲	450	40	1680	
ARC42U15▲	150	42	1769	
ARC42U30▲	300	42	1769	
ARC42U45▲	450	42	1769	
ARC45U15	150	45	1902	
ARC45U30	300	45	1902	
ARC45U45▲	450	45	1902	



ARC18U15



ARC24U30



ARC40U15



ARC45U45

▲ Available on request

# Data ICT Accessories

Accessories to suit all product ranges in this catalogue



## Cable Zone Kits

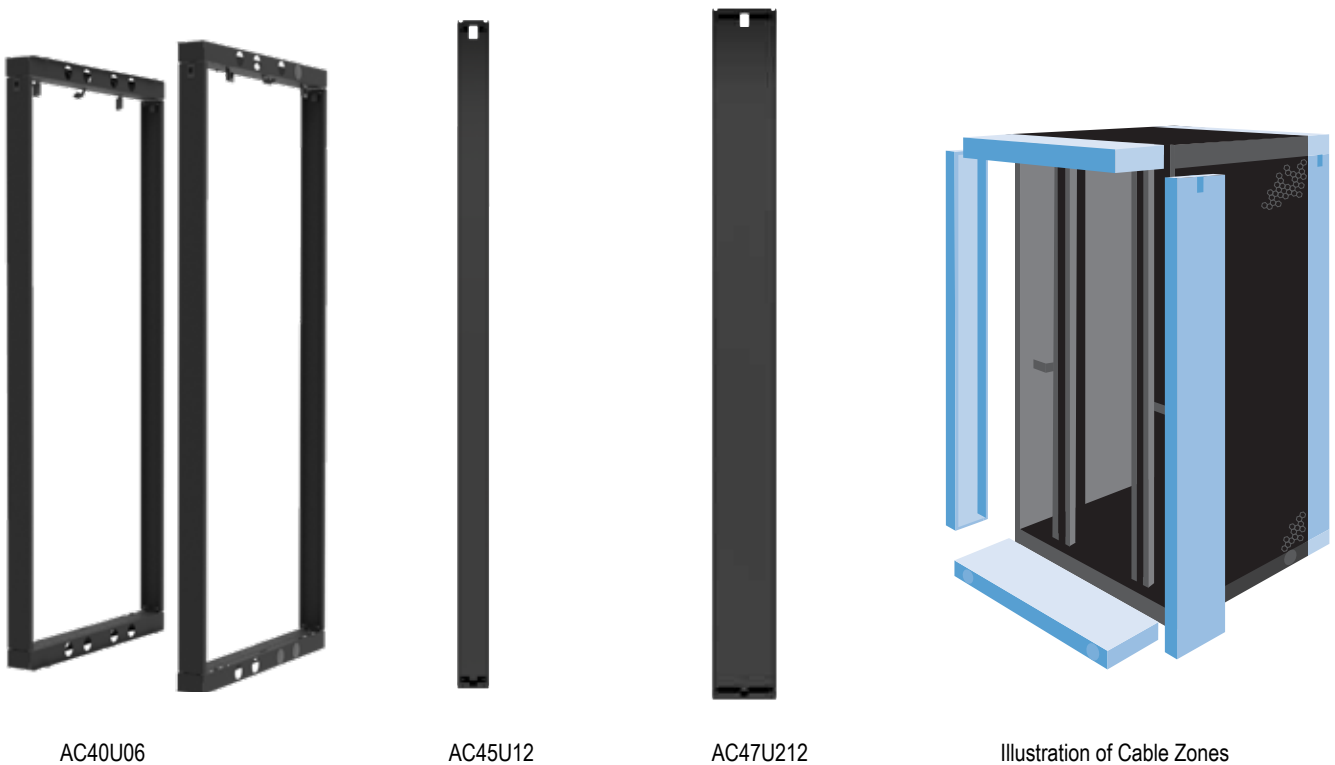
Designed for mounting onto the side of a cabinet, optimising accessibility and space available for cabling and cable management products. The kit consists of top and bottom plinths, front and rear cover panels (with standard latching) and all fixings required for installation onto the rack.

To suit cabinets & frames

Part Number	Width (mm)	RU	Depth (mm)	Product Range
AC40U06▲	100	40	600	Ausrack Plus
AC40U09	100	40	900	
AC40U11▲	100	40	1100	
AC45U06▲	100	45	600	
AC45U08▲	100	45	800	
AC45U09	100	45	900	
AC45U10▲	100	45	1000	
AC45U11	100	45	1100	
AC45U12▲	100	45	1200	
AC40U206▲	200	40	600	
AC40U209▲	200	40	900	
AC40U211▲	200	40	1100	
AC45U206▲	200	45	600	
AC45U209	200	45	900	
AC45U211	200	45	1100	
AC45U212▲	200	45	1200	
AC47U212▲	200	47	1200	

Cable zone blanking panels are available. Please see page 36.

200mm cable zone can be used in between bayed racks and cabinets



AC40U06

AC45U12

AC47U212

Illustration of Cable Zones added to a B&R rack.

▲ Available on request

# Data ICT Accessories

Accessories to suit all product ranges in this catalogue

## Cable Zone Bases & Cover Panels

Separate bases and cover panels are available to build-your-own cable zone kit. This allows for different latching options to be chosen for a cable zone

### Bases

Part Number				To suit cabinets & frames
Standard	Hinged	Width (mm)	Depth (mm)	Product Range
ACBP106▲	ACBP106H▲	100	600	Ausrack Plus
ACBP108▲	ACBP108H▲	100	800	
ACBP109▲	ACBP109H▲	100	900	
ACBP110▲	ACBP110H▲	100	1000	
ACBP111▲	ACBP111H▲	100	1100	
ACBP112▲	ACBP112H▲	100	1200	
ACBP206▲	ACBP206H▲	200	600	
ACBP208▲	ACBP208H▲	200	800	
ACBP209▲	ACBP209H▲	200	900	
ACBP210▲	ACBP210H▲	200	1000	
ACBP211▲	ACBP211H▲	200	1100	
ACBP212▲	ACBP212H▲	200	1200	



### Cover Panels

Part Number					To suit cabinets & frames
Standard	Hinged	External Latch	Internal Latch	RU	Product Range
ACCP18U10▲	ACCP18U10H▲	ACCP18U10EL▲	ACCP18U10IL▲	18	Ausrack Plus
ACCP18U20▲	ACCP18U20H▲	ACCP18U20EL▲	ACCP18U20IL▲	18	
ACCP24U10▲	ACCP24U10H▲	ACCP24U10EL▲	ACCP24U10IL▲	24	
ACCP24U20▲	ACCP24U20H▲	ACCP24U20EL▲	ACCP24U20IL▲	24	
ACCP27U10▲	ACCP27U10H▲	ACCP27U10EL▲	ACCP27U10IL▲	27	
ACCP27U20▲	ACCP27U20H▲	ACCP27U20EL▲	ACCP27U20IL▲	27	
ACCP40U10▲	ACCP40U10H▲	ACCP40U10EL▲	ACCP40U10IL▲	40	
ACCP40U20▲	ACCP40U20H▲	ACCP40U20EL▲	ACCP40U20IL▲	40	
ACCP42U10▲	ACCP42U10H▲	ACCP42U10EL▲	ACCP42U10IL▲	42	
ACCP42U20▲	ACCP42U20H▲	ACCP42U20EL▲	ACCP42U20IL▲	42	
ACCP45U10▲	ACCP45U10H▲	ACCP45U10EL▲	ACCP45U10IL▲	45	
ACCP45U20▲	ACCP45U20H▲	ACCP45U20EL▲	ACCP45U20IL▲	45	
ACCP47U10▲	ACCP47U10H▲	ACCP47U10EL▲	ACCP47U10IL▲	47	
ACCP47U20▲	ACCP47U20H▲	ACCP47U20EL▲	ACCP47U20IL▲	47	
ACCP48U10▲	ACCP48U10H▲	ACCP48U10EL▲	ACCP48U10IL▲	48	
ACCP48U20▲	ACCP48U20H▲	ACCP48U20EL▲	ACCP48U20IL▲	48	



▲ Available on request

## Data ICT Accessories

Accessories to suit all product ranges in this catalogue

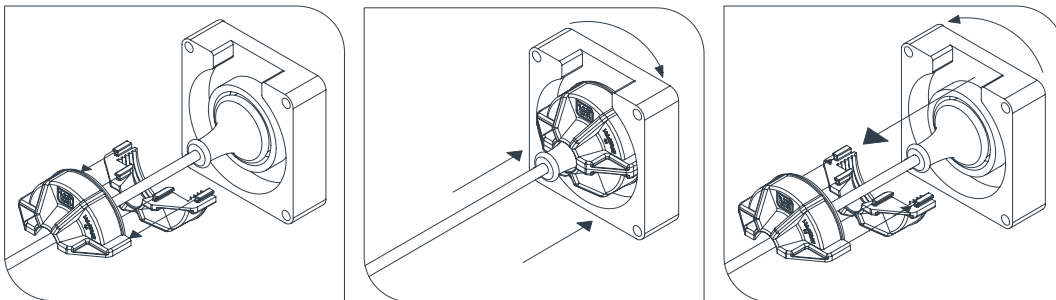


### Captive Plug Ring

- An easy-split mechanism allows plug ring to be retro-fitted without cutting the lead.
- Will suit most 10A or 15A single phase moulded SAA plugs.
- Will screw onto typical IP66 sockets similar to the 56 series.
- Clear design makes it easier to view plug for inspection.
- Manufactured from polycarbonate



Part Number	Finish	Sold as	Carton Qty
BRSPR1	Transparent	Single Plug	10



### Copper Earth Bars

Installation of a copper earth bar into a data rack or cabinet will allow the active equipment to be grounded, providing protection from static electricity build up.

Part Number	Description	RU	Product Range
ARPEB18U▲	Vertical 25mm x 3mm flat bar with 5.5mm holes	18	Ausrack Plus, CQr Guardian TxD, IP, Field FE & iLINQ
ARPEB24U▲		24	
ARPEB27U▲		27	
ARPEB40U▲		40	
ARPEB42U▲		42	
ARPEB45U		45	
ARPEB47U▲		47	
ARPEB48U▲		48	
ARPEBH1U▲	Horizontal	1	All B&R Data ICT cabinets and frames

ARPEB18U

ARPEB27U

ARPEB40U

ARPEB45U

▲ Available on request


# Data ICT Accessories

Accessories to suit all product ranges in this catalogue

## Mesh Doors - Single

To maximise airflow all mesh doors consist of 63% or 60% open mesh and include a lockable wing knob and two point locking as standard (keyed to 92268).

Part Number	Description	To suit cabinets & frames		
		RU	Width (mm)	Product Range
ARDM18U06▲	Single Mesh Steel Doors (63% open mesh)	18	600	Ausrack Plus
ARDM18U08▲		18	800	
ARDM24U06▲		24	600	
ARDM24U08		24	800	
ARDM27U06▲		27	600	
ARDM27U08▲		27	800	
ARDM40U06▲		40	600	
ARDM40U08▲		40	800	
ARDM42U06▲		42	600	
ARDM42U08▲		42	800	
ARDM45U06		45	600	
ARDM45U08		45	800	
ARDM47U06▲		47	600	
ARDM47U08▲		47	800	
ARDM48U06▲		48	600	
ARDM48U08▲		48	800	
ATDM45U06▲		Single Mesh Steel Doors (63% open mesh)	45	
ATDM45U08▲	45		800	
ARDXM12U06	Single Mesh Steel Doors (60% open mesh)	12	600	onyX
ARDXM18U06▲		18	600	
ARDXM22U06▲		22	600	
ARDXM24U06		24	600	
ARDXM32U06▲		32	600	
ARDXM42U06▲		42	600	
ARDXM42U8		42	800	
ARDXM45U06▲		45	600	
ARDXM45U08▲		45	800	
ARDXM47U06▲		47	600	
ARDXM47U08▲	47	800		



▲ Available on request

# Data ICT Accessories

Accessories to suit all product ranges in this catalogue



## Mesh Doors - Split

To maximise airflow all mesh doors consist of 63% or 60% open mesh and include a lockable wing knob and two point locking as standard (keyed to 92268).

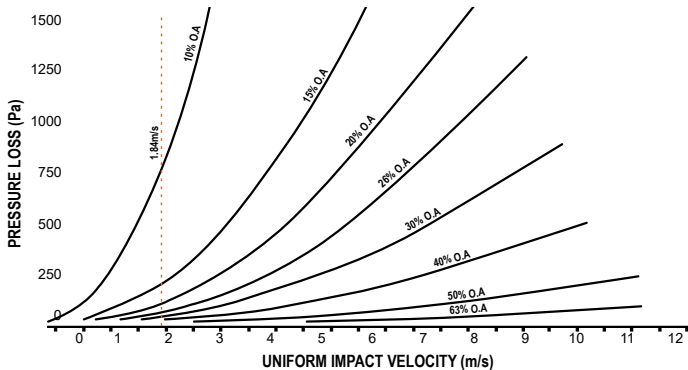
Part Number	Description	To suit cabinets & frames				
		RU	Width (mm)	Product Range		
ARDD18U06▲	Split Mesh Steel Doors (63% open mesh)	18	600	Ausrack Plus		
ARDD18U08▲		18	800			
ARDD24U06▲		24	600			
ARDD24U08▲		24	800			
ARDD27U06▲		27	600			
ARDD27U08▲		27	800			
ARDD40U06▲		40	600			
ARDD40U08▲		40	800			
ARDD42U06▲		42	600			
ARDD42U08▲		42	800			
ARDD45U06▲		45	600			
ARDD45U08		45	800			
ARDD47U06▲		47	600			
ARDD47U08▲		47	800			
ARDD48U06▲		48	600			
ARDD48U08▲		48	800			
ATDD45U06▲		Split Mesh Steel Doors (63% open mesh)	45		600	Ausrack TxD
ATDD45U08▲			45		800	
ARXD42U06▲	Split Mesh Steel Doors (60% open mesh)	42	600	onyX		
ARXD42U08▲		42	800			
ARXD45U06▲		45	600			
ARXD45U08▲		45	800			
ARXD47U06		47	600			
ARXD47U08▲		47	800			



ARDD

## Why 60-63% Mesh Doors Will Work For You

Pressure Loss vs Impact Velocity For Various Open Area Perforated Plates  
Source: Industrial Perforators Association (1993)



In many applications of mesh doors, the pressure loss through the door is one of the design considerations.

As seen in the graph, B&R's 60-63% mesh doors will have a negligible pressure drop at these velocities. Most computer room air conditioners generate more than 20Pa of pressure, more than enough to overcome the pressure drop at the door in a containment situation.

For example, in a data centre environment, a 15kW heat load in a 45RU cabinet would require 3500m<sup>3</sup>/h of airflow. This is equivalent of a 1.35m/s impact velocity. In a containment situation with a positive aisle pressure this will be more than the pressure drop of the doors and the equipment will receive sufficient air flow.

With such a negligible restriction to airflow, the higher percentages available in the market have no real advantage. The 60-63% mesh was developed as a cross over point of functional performance and higher security.

▲ Available on request

# Data ICT Accessories

Accessories to suit all product ranges in this catalogue

## Window Doors

Window doors are available with an acrylic insert panel. An option is also available for venting for airflow. All doors include a lockable wing knob and two point locking as standard. (keyed to 92268) Electronic remote controlled, monitored locking systems, swing handles, custom keying and 3-point locking (ARP3L) are available on request.

To suit cabinets & frames

Part Number	Description	RU	Width (mm)	Range
ARDA18U06▲	Acrylic Window Door	18	600	Ausrack Plus
ARDA18U08▲		18	800	
ARDA24U06▲		24	600	
ARDA24U08▲		24	800	
ARDA27U06▲		27	600	
ARDA27U08▲		27	800	
ARDA40U06▲		40	600	
ARDA40U08▲		40	800	
ARDA42U06▲		42	600	
ARDA42U08▲		42	800	
ARDA45U06▲		45	600	
ARDA45U08		45	800	
ARDA47U06▲		47	600	
ARDA47U08▲		47	800	
ARDA48U06▲		48	600	
ARDA48U08▲		48	800	
ATDA45U06▲	Acrylic Window Door	45	600	Ausrack TxD
ATDA45U08▲		45	800	
ARAV24U06▲	Vented Acrylic Window Door	24	600	Ausrack Plus
ARAV24U08▲		24	800	
ARAV40U06▲		40	600	
ARAV40U08▲		40	800	
ARAV45U06▲		45	600	
ARAV45U08▲		45	800	



ARDA

▲ Available on request

# Data ICT Accessories

Accessories to suit all product ranges in this catalogue



## Steel Doors

All steel doors include a lockable wing knob and two point locking as standard (keyed to 92268). Electronic remote controlled, monitored locking systems, swing handles, custom keying and 3-point locking (ARP3L) are available on request.

Part Number	Description	To suit cabinets & frames		
		RU	Width (mm)	Range
ARDS18U06▲	Single Steel Door	18	600	Ausrack Plus
ARDS18U08▲		18	800	
ARDS24U06▲		24	600	
ARDS24U08▲		24	800	
ARDS27U06▲		27	600	
ARDS27U08▲		27	800	
ARDS40U06▲		40	600	
ARDS40U08▲		40	800	
ARDS42U06▲		42	600	
ARDS42U08▲		42	800	
ARDS45U06▲		45	600	
ARDS45U08		45	800	
ARDS47U06▲		47	600	
ARDS47U08▲		47	800	
ARDS48U06▲		48	600	
ARDS48U08▲		48	800	
ATDS45U06▲	Single Steel Door	45	600	Ausrack TxD
ATDS45U08▲		45	800	
ARSS24U06▲	Split Steel Doors	24	600	Ausrack Plus
ARSS24U08▲		24	800	
ARSS40U06▲		40	600	
ARSS40U08▲		40	800	
ARSS45U06▲		45	600	
ARSS45U08▲		45	800	



ARDS



ARSS

▲ Available on request

# Data ICT Accessories



Accessories to suit all product ranges in this catalogue

## Equipment Rails

Equipment rails are L-shaped with mounting on either edge (i.e 19" and 21" can be placed in a 19" or 21" configuration).

### Vertical

Part Number	Description	Size	To suit cabinets & frames		Product Range
			RU	Width (mm)	
ARMR12U▲	Pair	19"	12		Ausrack Plus
ARMR24U▲	Pair	19"	24		
ARMR40U▲	Pair	19"	40		
ARMR45U▲	Pair	19"	45		
IPRU11	Rail kit	19"	11	600	Ausrack IP
IPRU11/800▲	Rail kit	19"	11	800	
IPRU15	Rail kit	19"	15	600	
IPRU15/800▲	Rail kit	19"	15	800	
IPRU24	Rail kit	19"	24	600	
IPRU24/800▲	Rail kit	19"	24	800	
IPRU32▲	Rail kit	19"	32	600	
IPRU32/800▲	Rail kit	19"	32	800	
IPRU38▲	Rail kit	19"	38	600	
IPRU38/800▲	Rail kit	19"	38	800	
IPRU42▲	Rail kit	19"	42	600	
IPRU42/800▲	Rail kit	19"	42	800	
ATMR45U619▲	Standard (Pair)	19"	45	600	Ausrack TxD
ATMR45U621▲		21"	45	600	
ATMR45U819▲		19"	45	800	
ATMR45U821▲		21"	45	800	
ATMR45U823▲		23"	45	800	
ATMR45U826▲		26"	45	800	
ATMR45U6A▲	Reversible (Pair)	19"/21"	45	600	Ausrack TxD
ATMR45U8A▲		19"/21"	45	800	
ATMR45U8B▲		19"/23"	45	800	
ATMR45U8C▲		21"/23"	45	800	



### Horizontal

Part Number	Description	To suit cabinets & frames	
		Depth (mm)	Product Range
ARMS06▲	Horizontal support	600	Ausrack Plus
ARMS09▲	Horizontal support	900	
ARMS11▲	Horizontal support	1100	
ATMS09▲	Horizontal support	900	Ausrack TxD
ATMS10▲	Horizontal support	1000	
ATMS12▲	Horizontal support	1200	

Horizontal supports are used to attach short 19" mounting rails.



ARMS

▲ Available on request

# Data ICT Accessories

Accessories to suit all product ranges in this catalogue



## Fans

Both the two and four unit fan kits install into the roof or a bottom plinth. The two unit fan kit can also be fitted into the equipment rails. All fans are supplied with 2m flex and 10A SAA plug.

Part Number	No. of Fans	Description	Enclosure			
			RU	Air flow (cmf)	Noise level (dB)	To Suit Enclosure
ARWX2F	2	Kit - 2 way roof fan with integrated thermostat	-	152	45	Wall onlyX
ARXAF2▲	2	Kit - 2 way roof fan with integrated thermostat	-		48	Floor onlyX
ARPAF2▲	2	High speed, axial fan	1	220	53	Ausrack Plus, Patch, IP, ARPAF2T 2, Field FE & iLINQ
ARPAF2T	2	High speed, axial fan with integrated thermostat	1			
ARPAF2WT▲	2	Whisper quiet fan with integrated thermostat	1	72	29	
ARXAF4U80*▲	4	Kit - 800 deep 4 way fan, roof mounted with integrated thermostat	-	304	62	
ARPAF4*▲	4	High speed, axial fan, roof mounted	-	440	62	Ausrack Plus
ARPAF4T*▲	4	High speed, axial fan, roof mounted with integrated thermostat	-			
ARPAF4WT*▲	4	Whisper quiet fan, roof mounted with integrated thermostat	-	144	35	
ACQRDI4F▲	4	High speed axial door fan	-	296	48	CQr Guardian
ACQRDI8F▲	8	2 sets of high speed axial door fan	-	592	60	
ACQR3AFHF	1	High flow single door fan	-	660	62	

All fans have a 10 Amp 3-pin plug on the power cable.



ARPAF2



ARPAF2WT



ARPAF4



ARPAF4T

▲ Available on request

# Data ICT Accessories

Accessories to suit all product ranges in this catalogue

## General Accessories

Part Number	Product	To suit enclosure
ARPRK	Heavy duty roller kit 800kg load, adds 10mm to height of cabinet	Ausrack Plus, CQr Guardian & TxD
ARPFK	Adjustable foot kit, pack of 4	Ausrack Plus & CQr Guardian
ATFK <sup>▲</sup>	Adjustable foot kit, pack of 4	Ausrack TxD
ATIFMK <sup>▲</sup>	Insulated floor mounting kit with anchors	
ARPSSK <sup>▲</sup>	Stabiliser kit	
ARPBK	Baying kit, pack of 4 brackets	Ausrack Plus
ARP3L <sup>▲</sup>	3 point locking kit, suits all doors except split doors	
ARSPIL <sup>▲</sup>	Side panel internal latch kit, pack of 2	
ARFXBK	Baying kit, pack of 4 brackets	onyX Floor onyX Floor Server
SK3	Door key, keyed to 92268	onyX Floor
ARXSPL	Side panel lock kit, single	onyX
ARSPL	Side panel lock kit, keyed to 92268	Ausrack Plus
ATSPL <sup>▲</sup>	Side panel lock kit, keyed to 92268	
ATEKDR <sup>▲</sup>	Earth cable for door. Split doors need two (2)	Ausrack TxD
ATEKSP <sup>▲</sup>	Earth cable for side panel	
ACQRDSK <sup>▲</sup>	Door sensor kit, pack of 2	Ausrack CQr Guardian
ES06U <sup>▲</sup>	6RU swing frame	Ausrack IP
ARBG06 <sup>▲</sup>	Gland plate base - 600W x 600D	
ARBG09 <sup>▲</sup>	Gland plate base - 600W x 900D	
ARBG11 <sup>▲</sup>	Gland plate base - 600W x 1100D	Ausrack Plus
ARCH	Chimney	
ARDELSK <sup>▲</sup>	Earth lead kit	
ALJK <sup>▲</sup>	Adjustable joiner kit, 600D - 1200D	Ausrack Patch
ARCN	Cage nuts, screws and washers Pack of 50	
ARSTUD20 <sup>▲</sup>	Rack Studs, pack of 20	All B&R Data ICT products
ARSTUD100 <sup>▲</sup>	Rack Studs, pack of 100	
ARWB1U	Light duty wall mount 19" brackets.	1RU x 500mmW x 200mmD
ARWB2U <sup>▲</sup>	Suitable when cabinet mounting is not practical and space is limited. One side is hinged to allow patch panels and equipment to be swung out for rear access.	2RU x 500mmW x 200mmD
ARWB4U <sup>▲</sup>		4RU x 500mmW x 200mmD



ARWB1U &  
ARWB2U



ARCN



ARSTUD100

▲ Available on request

# Data ICT Accessories

Accessories to suit all product ranges in this catalogue



ARPRK



ARPSSK



ARCH



ARPFK



ALJK



ARPBK

## Plinths

Provide a fixed base for the cabinet and also a working space underneath the cabinet for the cables.

Part Number	Height (mm)	Width (mm)	Depth (mm)	To suit cabinets & frames
ARXP610▲	100	600	1000	onyX Floor & onyX Floor Server
ARXP62▲	100	600	1200	
ARXP66▲	100	600	600	
ARXP68▲	100	600	800	
ARXP69▲	100	600	960	
ARXP810▲	100	800	1000	
ARXP82▲	100	800	1200	
ARXP88▲	100	800	800	
ARXP89▲	100	800	960	



ARXP88  
(set up without fixings)



ARXP88  
(parts and fixings)

▲ Available on request

# Ausrack Power Rails & Intelligent PDU's

Power distribution products



- Suitable for distribution of 10A and 15A circuits to a number of 10A SAA outlets or IEC outlets inside an enclosure.
- Horizontal and vertical power rails used for power distribution inside cabinets and enclosures.
- Also available with surge protection options.
- Suitable for use in all Ausrack cabinets.
- Custom power rails are available on request.

Comes standard with:

- Power rail
- 2m lead
- Mounting brackets
- All fixing hardware



ARPRV101015

## ORDER GUIDE - STANDARD

Part Number	Orientation	RU	Description	Product Range
ARPRH61010	Horizontal	1	6 x 10A SAA Outlet 10A SAA Plug	All B&R Data ICT cabinets and frames
ARPRH61015		1	6 x 10A SAA Outlet 15A SAA Plug	
ARPRH101010		2	10 x 10A SAA Outlet 10A SAA Plug	
ARPRH101015		2	10 x 10A SAA Outlet 15A SAA Plug	
ARPRV61010	Vertical	10	6 x 10A SAA Outlet 10A SAA Plug	Ausrack Plus, CQr Guardian, TxD, Patch, IP, Field FE & iLINQ
ARPRV61015 <sup>▲</sup>		10	6 x 10A SAA Outlet 15A SAA Plug	
ARPRV101010		16	10 x 10A SAA Outlet 10A SAA Plug	
ARPRV101015		16	10 x 10A SAA Outlet 15A SAA Plug	
ARPRV201010		28	20 x 10A SAA Outlet 10A SAA Plug	
ARPRV201015		28	20 x 10A SAA Outlet 15A SAA Plug	
ARPRV10C13C14		16	10 x 10A IEC320-C13 Outlet, 10A IEC320-C14 Plug	
ARPRV10C13C20		16	10 x 10A IEC320-C13 Outlet, 16A IEC320-C20 Plug	



ARPRH61015



ARPRV61015



ARPRH101010



ARPRH61010



ARPRV101015



ARPRV10C13C14

▲ Available on request

**ORDER GUIDE - SURGE PROTECTION**

Part Number	Orientation	RU	Description	Product Range
ARPRHS61010	Horizontal	1	6 x 10A SAA Outlet, 10A Captive Plug	All B&R Data ICT cabinets and frames
ARPRHS61015▲		1	6 x 10A SAA Outlet, 15A Captive Plug	
ARPRVS101015	Vertical	17	10 x 10A SAA Outlet, 15A Captive Plug	Ausrack Plus, CQr Guardian, TxD, Patch, IP, Field FE & iLINQ



**Intelligent PDU's and Customised Power Rail Solutions**

Intelligent PDUs, or iPDUs, are a small but essential part of the data centre energy supply chain. An Intelligent PDU works like a brain within the rack, providing comprehensive, accurate energy measurement data needed to reduce waste, enhance operations, and prove the business case for optimisation.

The Intelligent Power Distribution Unit sits within the rack continually looking for threats from electrical circuit overloads, and any physical or environmental conditions which might place critical IT computing loads at risk.


B&R is able to provide a range of Intelligent PDU's to suit any Data ICT project application. Speak to one of our team about your requirements today.

**PDU Brackets**

Allows for PDU's to be installed to the rack using many different configurations.

To suit cabinets & frames

Part Number	Description	Width (mm)	Depth (mm)	Product Range
ARXPRBK▲	Single PDU	800	-	onyX Floor & onyX Floor Server <i>(with cable management removed)</i>
ARXPDUBK45U▲	Single PDU	800	-	onyX Floor & onyX Floor Server <i>(with cable management removed)</i>
ARPDUBRK600▲	Single PDU	600	-	Ausrack Plus
ARPDUBRK800▲	Double PDU	800	-	
ATPDUBRK600▲	Single PDU	600	-	Ausrack TxD
ATPDUBRK800▲	Double PDU	800	-	



Suitable for use with 'button mount' PDU's.



▲ Available on request

# Data ICT Accessories


Accessories to suit all product ranges in this catalogue

## Shelves


Providing a stable platform for other miscellaneous gear, shelving mounts off the 19" rack rails. All shelves are vented to allow vertical airflow.

Part Number	Description	RU	Depth (mm)	Load Rating (kg)	Suit Cabinet Depth	Product Range
ARTF450	Telescopic, full extension	1	450	20	600mm deep	All B&R Data ICT cabinets and frames
ARTF750		1	750	20	900mm deep	onyX Floor, onyX Server, Ausrack Plus, CQr Guardian, TxD, Field FE & iLINQ
ARTF950▲		1	950	20	1100mm deep	
ARTH450▲	Telescopic, half extension, locking	1	450	40	600mm deep	All B&R Data ICT cabinets and frames
ARTH750▲		1	750	40	900mm deep	onyX Floor, onyX Server, Ausrack Plus, CQr Guardian, TxD, Field FE & iLINQ
ARTH950▲		1	950	40	1100mm deep	onyX Floor, onyX Server, Ausrack Plus, CQr Guardian, TxD & iLINQ
ARC360	Cantilever	2	360	10	–	All B&R Data ICT cabinets and frames *excluding all ARIP <400mm deep
ARC210		2	210	10	–	All B&R Data ICT cabinets and frames
ARPCS150▲		2	150	10	–	
ARPCS250▲		2	250	10	–	
ARPCS350▲		2	350	10	–	
ARPCS450▲		2	450	10	–	
ARWX450CS		2	450	10	–	onyX
ARXKBC350	Keyboard shelf	1	350	10	600	
ARXKBC550▲		1	550	10	800	
ARKBC▲	Keyboard pivot tray accessory*	2	–	–	–	All B&R Data ICT cabinets and frames

\* Requires half extension telescopic shelf to mount.



ARTF450



ARC360



ARKBC



ARPCS250  
shown from rear



ARPCS450

▲ Available on request

# Data ICT Accessories


Accessories to suit all product ranges in this catalogue




## Shelves

Providing a stable platform for other miscellaneous gear, shelving mounts off the 19" rack rails. All shelves are vented to allow vertical airflow.


Part Number	Description	RU	Depth (mm)	Load Rating (kg)	Suit Cabinet Depth (mm)	Product Range
ARXFL350		1	350	20	600	onyX
ARXFL550		1	550	20	800	
ARXFL710		1	710	20	1000	
ARWX450FS		1	450	20	450	
ARWX600FS▲		1	600	20	600	
ARPFL600	Fixed, light duty	1	450	50	600	All B&R Data ICT cabinets and frames
ARPFL800		1	650	50	800	onyX Floor, onyX Server, Ausrack Plus, CQr Guardian, TxD, Field FE & iLINQ
ARPFL900		1	750	50	900	onyX Floor, onyX Server, Ausrack Plus, CQr Guardian, TxD & iLINQ
ARPFL1000		1	850	50	1000	
ARPFL1100		1	950	50	1100	
ARPFL1200	1	1050	50	1200		
ARPFH600	Fixed, heavy duty	1	450	160	600	All B&R Data ICT cabinets and frames
ARPFH800▲		1	650	160	800	onyX Floor, onyX Server, Ausrack Plus, CQr Guardian, TxD, Field FE & iLINQ
ARPFH900▲		1	750	160	900	onyX Floor, onyX Server, Ausrack Plus, CQr Guardian, TxD & iLINQ
ARPFH1000▲		1	850	160	1000	
ARPFH1100		1	950	160	1100	
ARPFH1200		1	1050	160	1200	




ARPFL600



ARPFH600



ARWX450FS



ARPFH600 - shows underside reinforcing for heavy duty load.

▲ Available on request

# Data ICT Accessories

Accessories to suit all product ranges in this catalogue

## Side Cladding (Panels)

**Side panels** include venting and are easy-to-fit using locating pins and slam latches. They can be locked into the frame for added security using either an external key lock kit (ARSPL) or an internal latch kit (ARSPL).

**Privacy Panels** are a secure method of providing security to a single cabinet when cabinets are bayed together, by using either a non-removable panel, or a removable set of panels. These panels can also segregate air to ensure no cross cabinet mixing.

Part Number		To suit cabinets & frames		
Side Panels	Privacy Panels	RU	Depth (mm)	Product Range
ARP18U06▲		18	600	Ausrack Plus
ARP18U08▲		18	800	
ARP18U09▲		18	900	
ARP18U10▲		18	1000	
ARP18U11▲		18	1100	
ARP18U12▲		18	1200	
ARP24U06▲		24	600	Ausrack Plus
ARP24U08		24	800	
ARP24U09▲		24	900	
ARP24U10▲		24	1000	
ARP24U11▲		24	1100	
ARP24U12▲		24	1200	
ARP27U06▲		27	600	Ausrack Plus
ARP27U08▲		27	800	
ARP27U09▲		27	900	
ARP27U10▲		27	1000	
ARP27U11▲		27	1100	
ARP27U12▲		27	1200	
ARP40U06▲	ARPP40U06▲	40	600	Ausrack Plus
ARP40U08▲	ARPP40U08▲	40	800	
ARP40U09	ARPP40U09▲	40	900	
ARP40U10▲	ARPP40U10▲	40	1000	
ARP40U11▲	ARPP40U11▲	40	1100	
ARP40U12▲	ARPP40U12▲	40	1200	
ARP42U06▲	ARPP42U06▲	42	600	Ausrack Plus
ARP42U08▲	ARPP42U08▲	42	800	
ARP42U09▲	ARPP42U09▲	42	900	
ARP42U10	ARPP42U10▲	42	1000	
ARP42U11▲	ARPP42U11▲	42	1100	
ARP42U12▲	ARPP42U12▲	42	1200	
ARP45U06▲	ARPP45U06▲	45	600	Ausrack Plus
ARP45U08▲	ARPP45U08▲	45	800	
ARP45U09	ARPP45U09▲	45	900	
ARP45U10	ARPP45U10▲	45	1000	
ARP45U11	ARPP45U11▲	45	1100	
ARP45U12	ARPP45U12	45	1200	
ARP47U06▲	ARPP47U06▲	47	600	Ausrack Plus
ARP47U08▲	ARPP47U08▲	47	800	
ARP47U09▲	ARPP47U09▲	47	900	
ARP47U10▲	ARPP47U10▲	47	1000	
ARP47U11▲	ARPP47U11▲	47	1100	
ARP47U12▲	ARPP47U12▲	47	1200	
ARP48U06▲	ARPP48U06▲	48	600	Ausrack Plus
ARP48U08▲	ARPP48U08▲	48	800	
ARP48U09▲	ARPP48U09▲	48	900	
ARP48U10▲	ARPP48U10▲	48	1000	
ARP48U11▲	ARPP48U11▲	48	1100	
ARP48U12▲	ARPP48U12▲	48	1200	



ARP42U08



ARPP45U12

▲ Available on request

# Data ICT Accessories

Accessories to suit all product ranges in this catalogue



## Side Panels

Include venting and are easy to fit using locating pins and flush mounted slam latches. They can be locked using an external lock kit (ATSPL). Cabinets can be bayed together with or without side panels fitted.

Part Number	To suit Ausrack TxD cabinets	
	RU	Depth (mm)
ATSP45U09▲	45	900
ATSP45U10▲	45	1000
ATSP45U12▲	45	1200


## Top Covers

Used to enclose the frame's top plinth section. Raised top covers feature ventilation for airflow and can be used in conjunction with fans (see page 45).

Part Number	Description	To suit cabinets & frames		
		Width (mm)	Depth (mm)	Product Range
ATTF609▲	Flat	600	900	Ausrack TxD
ATTF610▲		600	1000	
ATTF612▲		600	1200	
ATTF809▲		800	900	
ATTF810▲		800	1000	
ATTF812▲		800	1200	
ARTF606▲	Flat	600	600	Ausrack Plus
ARTF609▲		600	900	
ARTF610▲		600	1000	
ARTF611▲		600	1100	
ARTF612▲		600	1200	
ARTF808▲		800	800	
ARTF809▲		800	900	
ARTF811▲		800	1100	
ARTR606▲	Raised	600	600	Ausrack Plus
ARTR609▲		600	900	
ARTR610▲		600	1000	
ARTR611▲		600	1100	
ARTR612▲		600	1200	
ARTR809▲		800	900	
ARTR810▲		800	1000	
ARTR811▲		800	1100	
ARTR812▲	800	1200		



ARTF808



ARTR809

ARTR809 - shown from underneath.



▲ Available on request

# Ausrack IP

19 inch cabinets for harsh environments



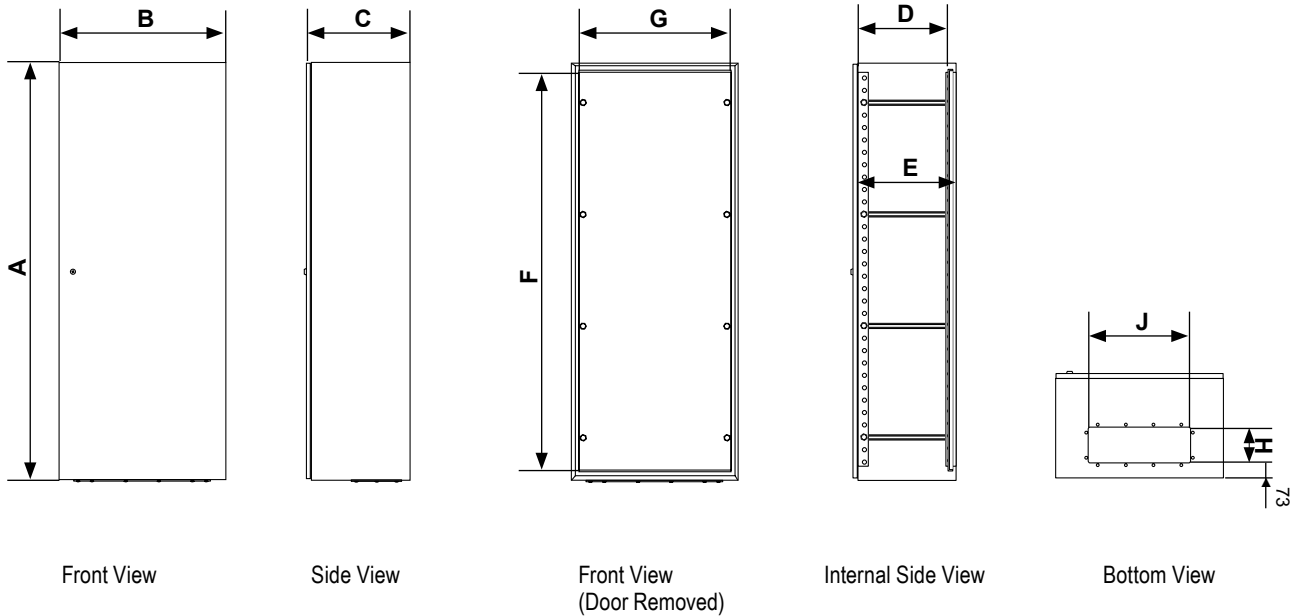
- 19" cabinet system designed to protect sensitive equipment from harsh environments.
- Suitable for protecting equipment from dust and water.
- Designed to accommodate small to medium passive patching networks.
- Easy cabling via gland plate.
- Front or rear depth adjustable 19" rack rails.
- Manufactured from 1.6mm zinc coated steel or 1.5mm 316 stainless steel.

Comes standard with:

- Front and rear adjustable 19" rack rails
- Gland plate (fitted internally or externally)
- 7mm square turnbuckle lock (on units <1600mm high)
- Lockable L handles (1600mm high & above)
- 3-point locking
- Removable back
- Door rails
- Earth strap kit



## TECHNICAL DRAWINGS





## ORDERING GUIDE

### Zinc Coated Steel

Part Number	RU	Dimensions (mm)										Weight (kg)
		External				Internal	Opening Size		Gland Opening			
		Height (A)	Width (B)	Depth (C)	Usable Depth (D)	Depth (E)	Height (F)	Width (G)	Height (H)	Width (J)		
ARIP11U64	11	600	600	400	360	380	540	540	170	490	33.0	
ARIP15U64	15	800	600	400	360	380	740	540	170	490	39.9	
ARIP15U65	15	800	600	500	460	480	740	540	170	490	44.9	
ARIP15U66	15	800	600	600	560	580	740	540	170	490	50.0	
ARIP24U64	24	1200	600	400	360	380	1140	540	170	490	56.0	
ARIP24U65 <sup>▲</sup>	24	1200	600	500	460	480	1140	540	170	490	62.0	
ARIP24U66	24	1200	600	600	560	580	1140	540	170	490	74.0	
ARIP32U66	32	1600	600	600	560	580	1540	540	170	490	84.0	
ARIP38U65 <sup>▲</sup>	38	1800	600	500	460	480	1740	540	170	490	94.5	
ARIP42U65 <sup>▲</sup>	42	2000	600	500	460	480	1940	540	170	490	95.5	
ARIP42U66 <sup>▲</sup>	42	2000	600	600	560	580	1940	540	170	490	112.0	

### Stainless Steel

Part Number	RU	Dimensions (mm)										Weight (kg)
		External				Internal	Opening Size		Gland Opening			
		Height (A)	Width (B)	Depth (C)	Usable Depth (D)	Depth (E)	Height (F)	Width (G)	Height (H)	Width (J)		
ARIP11U64/S	11	600	600	400	360	380	540	540	170	490	33.0	
ARIP15U64/S	15	800	600	400	360	380	740	540	170	490	35.0	
ARIP15U65/S	15	800	600	500	460	480	740	540	170	490	42.0	
ARIP15U66/S	15	800	600	600	560	580	740	540	170	490	47.0	
ARIP24U64/S <sup>▲</sup>	24	1200	600	400	360	380	1140	540	170	490	53.0	
ARIP24U65/S <sup>▲</sup>	24	1200	600	500	460	480	1140	540	170	490	57.5	
ARIP24U66/S <sup>▲</sup>	24	1200	600	600	560	580	1140	540	170	490	70.0	
ARIP32U66/S <sup>▲</sup>	32	1600	600	600	560	580	1540	540	170	490	79.0	
ARIP38U65/S <sup>▲</sup>	38	1800	600	500	460	480	1740	540	170	490	88.5	
ARIP42U65/S <sup>▲</sup>	42	2000	600	500	460	480	1940	540	170	490	89.5	
ARIP42U66/S <sup>▲</sup>	42	2000	600	600	560	580	1940	540	170	490	106.0	

## ACCESSORIES QUICK SELECTION

Accessories	Page No.	Accessories	Page No.	Accessories	Page No.
Blanking Panels	36	Equipment Rails	50	Door Stay	62
Brush Strips	37	Fans	51	Fan Kits & Filters	63
Cable Management	38 - 40	General Accessories	52	Lights, Plinths & Rainhoods	64
Cable Trays	42	Power Distribution	54	Swing Frames & Mounting Rails	65
Captive Plug Ring	45	Shelves	56 - 57	Vent Hoods & Kits	66
Copper Earth Bars	45	19" Mounting Rails	62	Wall Mounting Brackets	66



**Fan Kits**

Can be installed into the roof or externally on the enclosure to provide added ventilation. Please note that by the nature of external fan kits, the enclosure will not be rated to IP66 if fitted.

Part Number	Description																							
		ARIP11U64	ARIP11U64/S	ARIP15U64	ARIP15U64/S	ARIP15U65	ARIP15U65/S	ARIP15U66	ARIP15U66/S	ARIP24U64	ARIP24U64/S	ARIP24U65	ARIP24U65/S	ARIP24U66	ARIP24U66/S	ARIP32U66	ARIP32U66/S	ARIP38U65	ARIP38U65/S	ARIP42U65	ARIP42U65/S	ARIP42U66	ARIP42U66/S	
ARPAF2▲	2-unit, in-roof install	•	•	•	•	•	•	•	•	•	•	•	•	•	•	•	•	•	•	•	•	•	•	•
ARPAF2T	Thermostat controlled, in-roof install	•	•	•	•	•	•	•	•	•	•	•	•	•	•	•	•	•	•	•	•	•	•	•
TX-FAN12BN0A	55m <sup>3</sup> /h, external install	•	•	•	•	•	•	•	•	•	•	•	•	•	•	•	•	•	•	•	•	•	•	•
TX-FAN23BN0A	110m <sup>3</sup> /hr, external install	•	•	•	•	•	•	•	•	•	•	•	•	•	•	•	•	•	•	•	•	•	•	•
TX-FAN25BN0A	230m <sup>3</sup> /h, external install	•	•	•	•	•	•	•	•	•	•	•	•	•	•	•	•	•	•	•	•	•	•	•
TX-FAN35BN0A	550m <sup>3</sup> /h, external install					•	•	•	•			•	•	•	•	•	•	•	•	•	•	•	•	•



ARPAF2T



TX-FAN23BN0A

**Filters - IP44**

Range of filters mounted to the outside of the enclosure and can be used in conjunction with any fans.

Part Number	Dimensions (mm)																									
	Height	Width	Depth	ARIP11U64	ARIP11U64/S	ARIP15U64	ARIP15U64/S	ARIP15U65	ARIP15U65/S	ARIP15U66	ARIP15U66/S	ARIP24U64	ARIP24U64/S	ARIP24U65	ARIP24U65/S	ARIP24U66	ARIP24U66/S	ARIP32U66	ARIP32U66/S	ARIP38U65	ARIP38U65/S	ARIP42U65	ARIP42U65/S	ARIP42U66	ARIP42U66/S	
TX-FIL12XN0A	150	150	25	•	•	•	•	•	•	•	•	•	•	•	•	•	•	•	•	•	•	•	•	•	•	•
TX-FIL25XN0A	250	250	31	•	•	•	•	•	•	•	•	•	•	•	•	•	•	•	•	•	•	•	•	•	•	•
TX-FIL35XN0A	325	325	33					•	•	•	•			•	•	•	•	•	•	•	•	•	•	•	•	•

▲ Available on request

# Ausrack IP Additional Accessories

Additional accessories suitable for the IP cabinet only

## Light Kit

For safety and to ensure easy installation and maintenance of equipment. The light kit comes complete with on-off switch, rail and fittings required for installation.

Part Number	Description	To suit width (mm)	Dimensions (mm)																					
			ARIP11U64	ARIP11U64/S	ARIP15U64	ARIP15U64/S	ARIP15U65	ARIP15U65/S	ARIP15U66	ARIP15U66/S	ARIP24U64	ARIP24U64/S	ARIP24U65	ARIP24U65/S	ARIP24U66	ARIP24U66/S	ARIP32U66	ARIP32U66/S	ARIP38U65	ARIP38U65/S	ARIP42U65	ARIP42U65/S	ARIP42U66	ARIP42U66/S
IPLTK06 <sup>▲</sup>	Complete kit	600	•	•	•	•	•	•	•	•	•	•	•	•	•	•	•	•	•	•	•	•	•	•
BRLED500	LED 12V light, 500mm	–	•	•	•	•	•	•	•	•	•	•	•	•	•	•	•	•	•	•	•	•	•	•
IPLKB06 <sup>*</sup>	Mounting kit	600	•	•	•	•	•	•	•	•	•	•	•	•	•	•	•	•	•	•	•	•	•	•

\* IPLKB06 required to mount BRLED product.

## Plinths - Channel Iron

Designed for use when mounting enclosures on the floor. Galvanised steel.

Part Number	Dimensions (mm)			Dimensions (mm)																					
	Height	Width	Depth	ARIP11U64	ARIP11U64/S	ARIP15U64	ARIP15U64/S	ARIP15U65	ARIP15U65/S	ARIP15U66	ARIP15U66/S	ARIP24U64	ARIP24U64/S	ARIP24U65	ARIP24U65/S	ARIP24U66	ARIP24U66/S	ARIP32U66	ARIP32U66/S	ARIP38U65	ARIP38U65/S	ARIP42U65	ARIP42U65/S	ARIP42U66	ARIP42U66/S
IPPC214	75	600	371	•	•	•	•	•	•	•	•	•	•	•	•	•	•	•	•	•	•	•	•	•	•
IPPC215	75	600	471					•	•					•	•					•	•				
IPPC216	75	600	571							•	•													•	•

## Rainhoods

Designed to shed water from the top of the enclosure and to prevent water from pooling on the enclosure top. They include an overhang of 14mm.

Part Number	Material	Height	Dimensions (mm)			Dimensions (mm)																			
			Width	Depth	ARIP11U64	ARIP11U64/S	ARIP15U64	ARIP15U64/S	ARIP15U65	ARIP15U65/S	ARIP15U66	ARIP15U66/S	ARIP24U64	ARIP24U64/S	ARIP24U65	ARIP24U65/S	ARIP24U66	ARIP24U66/S	ARIP32U66	ARIP32U66/S	ARIP38U65	ARIP38U65/S	ARIP42U65	ARIP42U65/S	ARIP42U66
IPRH214	Powdercoated steel	30	600	414	•		•							•											
IPRH215 <sup>▲</sup>		30	600	514					•						•						•		•		
IPRH216 <sup>▲</sup>		30	600	614							•						•					•			•
IPRH214/S	316 stainless steel	30	600	414		•		•							•										
IPRH215/S <sup>▲</sup>		30	600	514							•						•					•		•	
IPRH216/S		30	600	614								•						•					•		•



BRLED500



IPPC

IPRH

side profile when attached to enclosure



IPRH

▲ Available on request



# Ausrack IP Additional Accessories

Additional accessories suitable for the IP cabinet only

## Vent Hoods

Designed to suit B&R's range of fans and filters and ensure that the fan is protected mechanically and to further protect from water and dust ingress.

Part Number	Material	ARIP11U64	ARIP11U64/S	ARIP15U64	ARIP15U64/S	ARIP15U65	ARIP15U65/S	ARIP15U66	ARIP15U66/S	ARIP24U64	ARIP24U64/S	ARIP24U65	ARIP24U65/S	ARIP24U66	ARIP24U66/S	ARIP32U66	ARIP32U66/S	ARIP38U65	ARIP38U65/S	ARIP42U65	ARIP42U65/S	ARIP42U66	ARIP42U66/S	
IPVH12	Powdercoated steel	•	•	•	•	•	•	•	•	•	•	•	•	•	•	•	•	•	•	•	•	•	•	•
IPVH25		•	•	•	•	•	•	•	•	•	•	•	•	•	•	•	•	•	•	•	•	•	•	•
IPVH35						•	•					•	•			•	•			•	•			•
IPVH12/S	316 stainless steel		•		•		•		•		•		•		•		•		•		•		•	
IPVH25/S		•	•	•	•	•	•	•	•	•	•	•	•	•	•	•	•	•	•	•	•	•	•	•
IPVH35/S						•	•					•	•			•	•			•	•			•

## Vent Kits - External

Ensures the enclosure does not become excessively hot by allowing natural circulation of air. The vent kit includes a gasket, insert filter and fittings. Please note that by the nature of this item, the enclosure will not be rated to IP66.

Part Number	Material	Dimensions (mm)			To suit cut-out (mm)		ARIP11U64	ARIP11U64/S	ARIP15U64	ARIP15U64/S	ARIP15U65	ARIP15U65/S	ARIP15U66	ARIP15U66/S	ARIP24U64	ARIP24U64/S	ARIP24U65	ARIP24U65/S	ARIP24U66	ARIP24U66/S	ARIP32U66	ARIP32U66/S	ARIP38U65	ARIP38U65/S	ARIP42U65	ARIP42U65/S	ARIP42U66	ARIP42U66/S
		Height	Width	Depth	Height	Width																						
IPVK	Powdercoated steel	–	130	130	80	80	•	•	•	•	•	•	•	•	•	•	•	•	•	•	•	•	•	•	•	•	•	•
IPVK/S	316 stainless steel	–	130	130	80	80	•	•	•	•	•	•	•	•	•	•	•	•	•	•	•	•	•	•	•	•	•	•

## Wall Mounting Brackets

For ease of installation and fixing to the mounting surface, mounting brackets ensure optimum installation and safety. Supplied in a set of 4.

Part Number	Product	ARIP11U64	ARIP11U64/S	ARIP15U64	ARIP15U64/S	ARIP15U65	ARIP15U65/S	ARIP15U66	ARIP15U66/S	ARIP24U64	ARIP24U64/S	ARIP24U65	ARIP24U65/S	ARIP24U66	ARIP24U66/S	ARIP32U66	ARIP32U66/S	ARIP38U65	ARIP38U65/S	ARIP42U65	ARIP42U65/S	ARIP42U66	ARIP42U66/S	
IPWM	Zinc coated steel	•	•	•	•	•	•	•	•	•	•	•	•	•	•	•	•	•	•	•	•	•	•	•
IPWM/S	316 stainless steel	•	•	•	•	•	•	•	•	•	•	•	•	•	•	•	•	•	•	•	•	•	•	•
IPWM/A	Aluminium (RAL7035)	•	•	•	•	•	•	•	•	•	•	•	•	•	•	•	•	•	•	•	•	•	•	•



IPVH  
(powdercoated)



IPVH  
(stainless steel)



IPVK



IPVK/S





IPWM

# Ausrack IP Additional Accessories

Additional accessories suitable for the IP cabinet only



## Standard Locks

Enclosure Height (mm)		
	<1600	IP020 – chromed steel with 7mm square steel insert
1600+	IP050 – lockable L handle keyed to 92268	IP050/S – lockable L handle keyed to 92268

## Lock Options

There are a number of lock options available that are suitable for use on all Ausrack IP enclosures. Contact your local sales representative to discuss your requirements.

Product	Description	Part Number	Standard Lock/Insert	Alternative insert	Keys	
					Lockable handles	Zinc, 3-way
Turnbuckle	chromed steel	IP020	7mm square – steel	See below	–	SKZ
	stainless steel	IP020/S	7mm square – stainless steel	See below	–	SKZ
Wing knob	lockable	IP030	Key code 92268	–	SK3	–
	non-lockable	IP111	–	–	–	–
T handle	lockable	IP040	Key code 92268	–	SK3	–
L handle	lockable	IP050	Key code 92268	–	SK3	–
	padlockable	IP052	–	–	–	–
Swing handle, padlockable	chrome	IP060	–	–	–	–
	stainless steel	IP060/S	–	–	–	–

## Lock Inserts for IP20 Locks


The IP20 locks are available with an option lock insert for use on all Ausrack IP enclosures. Contact your local sales engineer to discuss your requirements.

To suit lock style	Description	To suit lock	Standard Insert	3mm double bit pin		8mm square		8mm triangle	
				Steel	Stainless Steel	Steel	Stainless Steel	Steel	Stainless Steel
Turnbuckle	chromed steel	IP020	7mm square – steel	LKINS3P	–	LKINS8S	–	LKINS8T	–
	stainless steel	IP020/S	7mm square – stainless steel	–	LKINS3P/S	–	LKINS8S/S	–	LKINS8T/S
Key required – zinc			SKZ	SKZ	SKZ	SK8	SK8	SKZ	SKZ




**BUILT TO PROTECT**  
**ENGINEERED TO PERFORM**


---

 1300 ENCLOSURES  
1300 362 567

---

 [sales@brenclosures.com.au](mailto:sales@brenclosures.com.au)

---

 [brenclosures.com.au](http://brenclosures.com.au)

