# Ausrack Plus Network

19 inch network cabinets

Matt Black

EIA-310-D Compliant

SSI Compliant

STATIC 1400kg

SEISMIC 900kg

Australian Standards

- Designed for data room applications to accommodate medium to large passive patching networks and active communications equipment.
- Can be configured into suites and clad as per application requirements.
- Load ratings tested to AS62208-2006.
- Inset corner posts.
- Innovative cable management facilities.
- Reversible hinged doors (tool-less).
- Manufactured from zinc coated steel:
  Frame – 1.6mm, Rail – 2.0mm & Panels 1.2mm
- Powdercoated textured Matt Black.

Comes standard with:

- 4 x RU marked adjustable mounting rails
- Front reinforced tinted acrylic window door
- Rear steel door
- Removable side panels
- Inbuilt 65mm plinth
- Lockable wing knob with 2-point locking on both doors
- Flat top cover (24RU only)
- Gland plates (40 & 45RU)
- Bolt down brackets

## ORDERING GUIDE

| | | Dimensions (mm) | | | | |
|---|---|---|---|---|---|---|
| Part Number | RU | Height (A) | Width (B) | Depth (C) | Maximum Rail Depth^ | Weight (kg) |
| AN24U606*▲ | 24 | 1202 | 600 | 600 | 456 | 77.0 |
| AN24U609*▲ | 24 | 1202 | 600 | 900 | 756 | 89.5 |
| AN40U606#▲ | 40 | 1913 | 600 | 600 | 456 | 105.5 |
| AN40U609#▲ | 40 | 1913 | 600 | 900 | 756 | 123.5 |
| AN45U606#▲ | 45 | 2135 | 600 | 600 | 456 | 115.0 |
| AN45U609#▲ | 45 | 2135 | 600 | 900 | 756 | 135.0 |
| AN40U809#▲ | 40 | 1913 | 800 | 900 | 756 | 140.0 |
| AN45U809#▲ | 45 | 2135 | 800 | 900 | 756 | 160.0 |

▲ Available on request
* 24RU cabinets also supplied with ARTF flat top cover
# 40 & 45RU cabinets are supplied with gland plates fitted into roof
^ The maximum distance between mounting rails

## TECHNICAL DRAWINGS

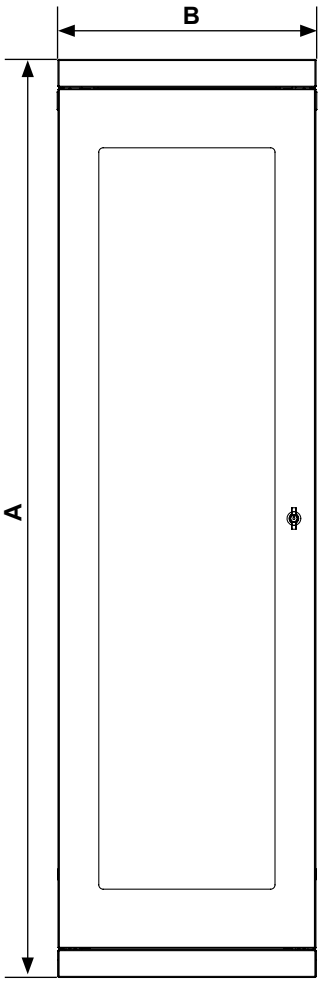


Front View

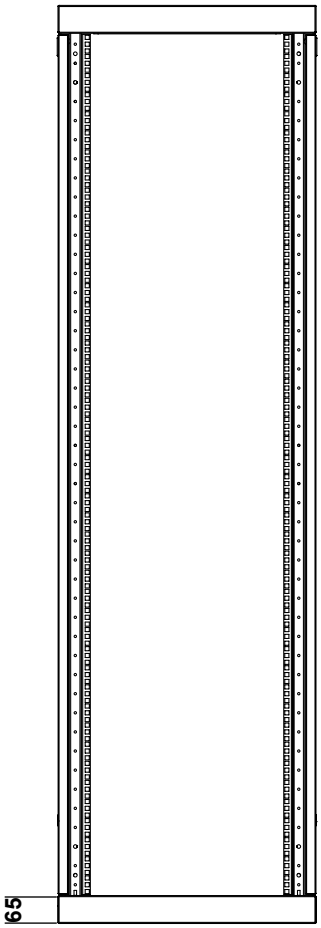


Front View
(Door Removed)

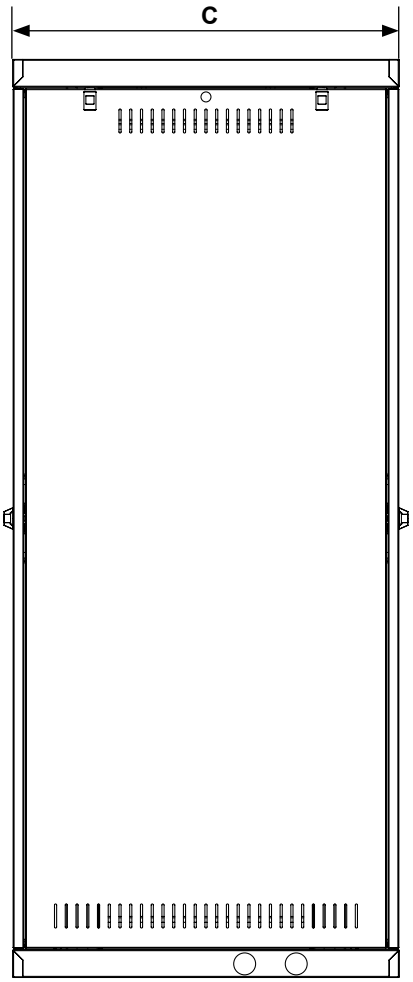


Side View

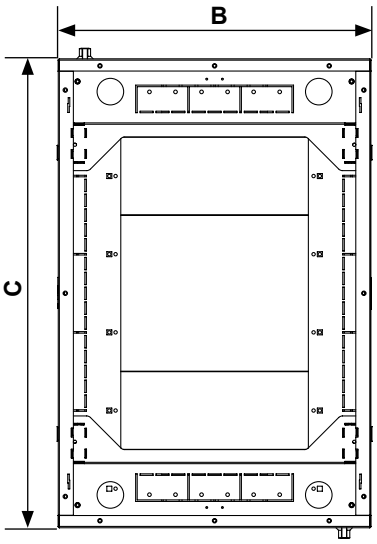


Top View

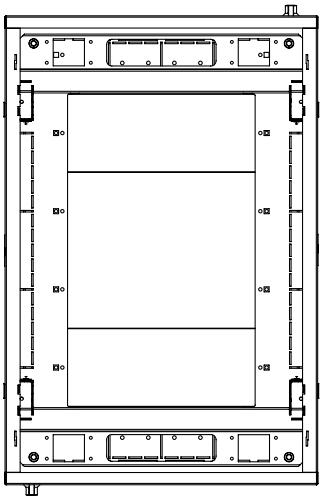

Bottom View

## Blanking Plates - for cable zones

Designed to seal the front section of racks bayed with cable zones from hot exhaust air at the rear of the cabinet. They extend between the posts of the two adjoining racks over the cable zone to the full height of the rack.

| | To suit cabinets & frames | | |
|---|---|---|---|
| Part Number | RU | Width (mm) | Product Range |
| ARPBP40U100▲ | 40RU | 100 | Ausrack cable zones |
| ARPBP40U200▲ | 40RU | 200 | |
| ARPBP45U100▲ | 45RU | 100 | |
| ARPBP45U200▲ | 45RU | 200 | |

*Cable zones available. Please see page 37.*

ARPBP40U200

## Blanking Panels - Eziblank

The adjustable tool-less blanking panels simply snap to the size you need and pushes onto the 19” mounting rails. The blanking panels can be easily snapped into 1RU increments to fit any gap. Made from UL94 fire rated and anti-static ABS plastic.

| Part Number | Description | RU | To suit cabinets & frames |
|---|---|---|---|
| ARBP6U | Supplied as 6 x 1RU plastic panels | 1 | All B&R Data ICT cabinets and frames |

ARBP6U

## Blanking Panels - Metal

Used to control airflow within the rack. They are manufactured from 1.2mm steel with a powdercoated matt black surface finish.

| | | Dimensions (mm) | | |
|---|---|---|---|---|
| Part Number | RU | Height (mm) | Width (mm) | To suit cabinets & frames |
| EBP1U | 1 | 44 | 483 | All B&R Data ICT cabinets and frames |
| EBP2U | 2 | 88 | 483 | |
| EBP3U | 3 | 132 | 483 | |
| EBP4U | 4 | 177 | 483 | |
| EBP5U▲ | 5 | 222 | 483 | |
| EBP6U▲ | 6 | 266 | 483 | |

EBP

▲ Available on request

# Data ICT Accessories

Accessories to suit all product ranges in this catalogue

## Brush Strips - Ezibrush™

Keeps hot exhaust air away from cool intake air, extending the life of your equipment. These panels have a brush strip overhanging the 1RU size by an extra 5mm allowing simple management of air gaps when placed alongside other equipment.

| Part Number | Description | RU | To suit cabinets & frames |
|---|---|---|---|
| ARBPB1U▲ | Horizontal, 19" black, pack of 5 strips | 1 | All B&R Data ICT cabinets and frames |

ARBPB1U

## Brush Strips - Vertical

Designed to control airflow in the rack. They provide a barrier between the front of the frame and hot exhaust air at the rear, between the post and the side panel whilst also allowing cable access. Each strip attaches to the post and extends to the side panel of the cabinet. Sold as pairs (if ordering one (1) unit, it comes as two (2) strips).

For use with racks:

| | To suit cabinets & frames | | |
|---|---|---|---|
| Part Number | RU | Width (mm) | Product Range |
| ARPBS40U06▲ | 40 | 600 | Ausrack Plus |
| ARPBS40U08▲ | 40 | 800 | |
| ARPBS45U06▲ | 45 | 600 | |
| ARPBS45U08▲ | 45 | 800 | |

ARPBS40U08

For use with cable zones:

| | To suit cabinets & frames | | |
|---|---|---|---|
| Part Number | RU | Width (mm) | Product Range |
| ARPBS40U100▲ | 40 | 100mm wide cable zones | Ausrack Plus |
| ARPBS40U106▲ | 40 | | |
| ARPBS40U200▲ | 40 | 200mm wide cable zones | |
| ARPBS40U206▲ | 40 | | |
| ARPBS45U100▲ | 45 | 100mm wide cable zones | |
| ARPBS45U106▲ | 45 | | |
| ARPBS45U200▲ | 45 | 200mm wide cable zones | |
| ARPBS45U206▲ | 45 | | |

▲ Available on request

## Cable Management - Horizontal

Cable management is an efficient and tidy way to keep on top of high density cabling in a rack or cabinet.
Horizontal options can be incorporated into any B&R rack or cabinet.

| Part Number | RU | Width (mm) | Depth (mm) | Description | To suit cabinets & frames |
|---|---|---|---|---|---|
| **Horizontal Cable Management** | | | | | |
| ARHCMF1U | 1 | 480 | 125 | Mounts on equipment rails 90mm finger length | All 19” racks |
| ARHCMF2U | 2 | 480 | 125 | | |
| ARHCMF4U▲ | 4 | 480 | 125 | | |

ARHCMF1U

ARHCMF2U


ARHCMF4U

| | | | | | |
|---|---|---|---|---|---|
| **Horizontal Cable Management Extended Finger / Cover Pane** | | | | | |
| ARHCMFX1U▲ | 1 | | | Extended finger 150mm finger length | All 19” racks |
| ARHCMFX2U▲ | 2 | | | | |
| ARHCMFX4U▲ | 4 | | | | |

| | | | | | |
|---|---|---|---|---|---|
| **Horizontal Cable Management Rings** | | | | | |
| ARCMHM1U120 | 1 | | | Metal 120mm x 41.5mm ring | All 19” racks |
| ARCMHM2U120 | 2 | | | Metal 120mm x 83mm ring | |
| ARPCMH1U | 1 | | | Plastic 55mm x 30mm ring | |

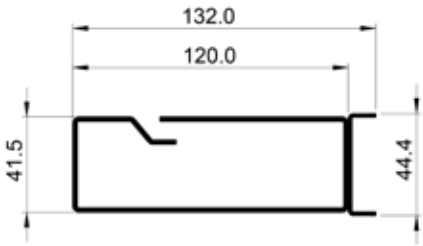


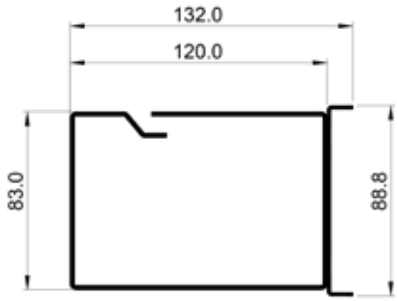



ARCMHM1U120

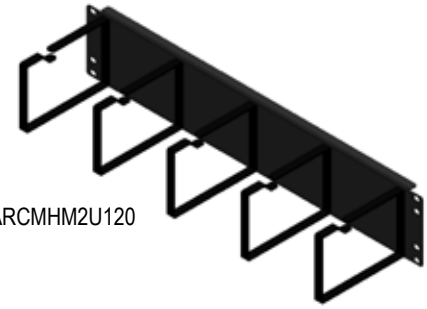
ARCMHM2U120

▲ Available on request

# Data ICT Accessories

Accessories to suit all product ranges in this catalogue

## Cable Management - Horizontal

| Part Number | RU | Width (mm) | Depth (mm) | Description | To suit cabinets & frames |
|---|---|---|---|---|---|
| **Cable Management Rings** | | | | | |
| ARPCMR2S | – | 161 | 96 | Single zone | Ausrack Plus, CQr Guardian, TxD, Patch, IP, Field FE & iLINQ |
| ARPCMR3S▲ | – | 306 | 96 | Single zone* | Ausrack Plus (excluding 600mm frame) & Patch |
| ARPCMR3D▲ | – | 306 | 250 | Two zone* | |
| **Cable Management Hanger** | | | | | |
| ARPCMP24 | – | | | 24 patch lead hanger, 597mm | Stand alone product wall mount |

* Requires Cable Zone

ARPCMR2S

ARPCMR3S



ARPCMP24

## Horizontal Cable Capacity

| | Cable Capacity | | | | | | |
|---|---|---|---|---|---|---|---|
| | Cat5e | Cat6 | Cat6e | Cat7 | Fibre | Power 10A | Power 15A |
| Diameter (mm)# | 5.6 | 6.3 | 8.4 | 7.6 | 3 | 7 | 8.5 |
| Saturation* | 50% | 50% | 50% | 50% | 60% | 40% | 40% |
| ARHCMF1U | 31 | 25 | 14 | 17 | 129 | 16 | 11 |
| ARHCMF2U | 99 | 79 | 44 | 54 | 414 | 51 | 35 |
| ARHCMF4U | 227 | 179 | 101 | 123 | 947 | 116 | 79 |
| ARPCMH2U | 46 | 36 | 20 | 26 | 188 | 24 | 16 |
| ARPCMR2S | 205 | 162 | 92 | 112 | 858 | 105 | 72 |
| ARPCMR3S | 431 | 340 | 192 | 234 | 1799 | 221 | 150 |
| ARPCMR3D | 1167 | 922 | 519 | 634 | 4877 | 598 | 405 |

Please Note: B&R Enclosures does not accept liability for any errors within the above table.
# These are nominal values for the OD of cable as sizes may vary.
* Recommended maximum cable saturation.

▲ Available on request

## Cable Management - Vertical

Cable management is an efficient and tidy way to keep on top of high density cabling in a rack or cabinet.
Horizontal options can be incorporated into any B&R rack or cabinet.

| Part Number | RU | Width (mm) | Depth (mm) | Description | Mounting | To suit cabinets & frames (mm) |
|---|---|---|---|---|---|---|
| **Vertical Cable Management Fingers and Connection Bracket (90mm finger length)** | | | | | | |
| ARVCMF40U | 40 | 15 | 180 | 2 sections (800mm + 889mm) | Outside of posts | Ausrack Plus |
| ARVCMF45U | 45 | 15 | 180 | 2 sections (2 x 978mm) | Outside of posts | |
| ARVCMF40UR▲ | 40 | 20.5 | 122 | 2 sections (800mm + 889mm) | On L-shape equipment rails | TxD, IP & iLINQ |
| ARVCMF45UR | 45 | 20.5 | 122 | 2 sections (2 x 978mm) | On L-shape equipment rails | |
| ARVCMF45U200 | 45 | 200 | 198 | Cable zone required | | Ausrack Plus |
| **Vertical Cable Management Extended Finger/ Cover Panel (150mm finger length)** | | | | | | |
| ARVCMFX40U▲ | 40 | 15 | 250 | Extended Finger | | Ausrack Plus |
| ARVCMFX45U▲ | 45 | 15 | 250 | | | |
| ARVCMFX40UR▲ | 40 | 20.5 | 250 | | | TxD, IP & iLINQ |
| ARVCMFX45UR▲ | 45 | 20.2 | 250 | | | |

ARVCMF45U

ARVCMF45UR

ARVCMFX40UR

▲ Available on request

# Data ICT Accessories

Accessories to suit all product ranges in this catalogue

| Part Number | RU | Width (mm) | Depth (mm) | Description | Mounting | To suit cabinets & frames (mm) |
|---|---|---|---|---|---|---|
| **Vertical Cable Management System** | | | | | | |
| ARVCMS40U10 | 40 | 100 | 165 | Cable zone required*<br>U-Channel system with cable fingers, connection brackets and cover flaps<br>90mm finger length | Off posts or Horizontal mounting rails | Ausrack Plus, TxD, Patch, IP & iLINQ |
| ARVCMS45U10 | 45 | 100 | 165 | | | Ausrack Plus, TxD, Patch & iLINQ |
| ARVCMS40U20▲ | 40 | 200 | 165 | | | Ausrack Plus & Patch |
| ARVCMS45U20▲ | 45 | 200 | 165 | | | |
| ARVCMS40U150▲ | 40 | 150 | 198 | Cable zone required*<br>U-Channel system with cable fingers, connection brackets and cover flaps | | |
| ARVCMS45U150▲ | 45 | 150 | 198 | | | |
| ARVCMSX40U10▲ | 40 | 100 | 250 | Cable zone required*<br>Extended Finger<br>150mm finger length | | Ausrack Plus, TxD, Patch & iLINQ |
| ARVCMSX45U10▲ | 45 | 100 | 250 | | | |
| ARVCMSX40U20▲ | 40 | 200 | 250 | Cable zone required*<br>Extended Finger | | Ausrack Plus & Patch |
| ARVCMSX45U20▲ | 45 | 200 | 250 | | | |

ARVCMS40U10

ARVCMSX40U20

***Cable Zone Requirements for Different Rack/Cabinet Widths**

| Cabinet Width (mm) | Width of Cable Management System (mm) | Cable Zone Width Required (mm) |
|---|---|---|
| 600 | 100 | 100 or 200 |
| 600 | 150 | 200 |
| 600 | 200 | 200 |
| 800 | 100 | 100 |
| 800 | 150 | 100 |
| 800 | 200 | 100 |

## Vertical Cable Capacity

| | Cable Capacity | | | | | | |
|---|---|---|---|---|---|---|---|
| | Cat5e | Cat6 | Cat6e | Cat7 | Fibre | Power 10A | Power 15A |
| Diameter (mm)# | 5.6 | 6.3 | 8.4 | 7.6 | 3 | 7 | 8.5 |
| Saturation* | 50% | 50% | 50% | 50% | 60% | 40% | 40% |
| ARVCMSxxU10 | 269 | 213 | 120 | 146 | 1125 | 138 | 94 |
| ARVCMSxxU20 | 597 | 472 | 266 | 324 | 2495 | 306 | 208 |

▲ Available on request

## Cable Trays

An effective way to keep vertical cable runs neat and tidy within a rack or cabinet.

| Part Number | Cable Mounting Width (mm) | To suit cabinet RU | Height (mm) | To suit cabinets & frames |
|---|---|---|---|---|
| ARC18U15▲ | 150 | 18 | 702 | Ausrack Plus, TxD, IP, Field FE & iLINQ |
| ARC18U30▲ | 300 | 18 | 702 | |
| ARC18U45▲ | 450 | 18 | 702 | |
| ARC24U15▲ | 150 | 24 | 969 | |
| ARC24U30▲ | 300 | 24 | 969 | |
| ARC27U15▲ | 150 | 27 | 1102 | |
| ARC27U30▲ | 300 | 27 | 1102 | |
| ARC27U45▲ | 450 | 27 | 1102 | |
| ARC40U15▲ | 150 | 40 | 1680 | |
| ARC40U30 | 300 | 40 | 1680 | |
| ARC40U45▲ | 450 | 40 | 1680 | |
| ARC42U15▲ | 150 | 42 | 1769 | |
| ARC42U30▲ | 300 | 42 | 1769 | |
| ARC42U45▲ | 450 | 42 | 1769 | |
| ARC45U15 | 150 | 45 | 1902 | |
| ARC45U30 | 300 | 45 | 1902 | |
| ARC45U45▲ | 450 | 45 | 1902 | |

ARC18U15

ARC24U30

ARC40U15



ARC45U45

▲ Available on request

# Data ICT Accessories

Accessories to suit all product ranges in this catalogue

## Cable Zone Kits

Designed for mounting onto the side of a cabinet, optimising accessibility and space available for cabling and cable management products. The kit consists of top and bottom plinths, front and rear cover panels (with standard latching) and all fixings required for installation onto the rack.

| | | To suit cabinets & frames | | |
|---|---|---|---|---|
| Part Number | Width (mm) | RU | Depth (mm) | Product Range |
| AC40U06▲ | 100 | 40 | 600 | Ausrack Plus |
| AC40U09 | 100 | 40 | 900 | |
| AC40U11▲ | 100 | 40 | 1100 | |
| AC45U06▲ | 100 | 45 | 600 | |
| AC45U08▲ | 100 | 45 | 800 | |
| AC45U09 | 100 | 45 | 900 | |
| AC45U10▲ | 100 | 45 | 1000 | |
| AC45U11 | 100 | 45 | 1100 | |
| AC45U12▲ | 100 | 45 | 1200 | |
| AC40U206▲ | 200 | 40 | 600 | Ausrack Plus |
| AC40U209▲ | 200 | 40 | 900 | |
| AC40U211▲ | 200 | 40 | 1100 | |
| AC45U206▲ | 200 | 45 | 600 | |
| AC45U209 | 200 | 45 | 900 | |
| AC45U211 | 200 | 45 | 1100 | |
| AC45U212▲ | 200 | 45 | 1200 | |
| AC47U212▲ | 200 | 47 | 1200 | |

*Cable zone blanking panels are available. Please see page 36.*

*200mm cable zone can be used in between bayed racks and cabinets*

AC40U06

AC45U12

AC47U212

Illustration of Cable Zones added to a B&R rack.

▲ Available on request

## Cable Zone Bases & Cover Panels

Separate bases and cover panels are available to build-your-own cable zone kit. This allows for different latching options to be chosen for a cable zone

### Bases

| Part Number | | | | To suit cabinets & frames |
|---|---|---|---|---|
| Standard | Hinged | Width (mm) | Depth (mm) | Product Range |
| ACBP106▲ | ACBP106H▲ | 100 | 600 | Ausrack Plus |
| ACBP108▲ | ACBP108H▲ | 100 | 800 | |
| ACBP109▲ | ACBP109H▲ | 100 | 900 | |
| ACBP110▲ | ACBP110H▲ | 100 | 1000 | |
| ACBP111▲ | ACBP111H▲ | 100 | 1100 | |
| ACBP112▲ | ACBP112H▲ | 100 | 1200 | |
| ACBP206▲ | ACBP206H▲ | 200 | 600 | |
| ACBP208▲ | ACBP208H▲ | 200 | 800 | |
| ACBP209▲ | ACBP209H▲ | 200 | 900 | |
| ACBP210▲ | ACBP210H▲ | 200 | 1000 | |
| ACBP211▲ | ACBP211H▲ | 200 | 1100 | |
| ACBP212▲ | ACBP212H▲ | 200 | 1200 | |

ACBP106

### Cover Panels

| Part Number | | | | To suit cabinets & frames | |
|---|---|---|---|---|---|
| Standard | Hinged | External Latch | Internal Latch | RU | Product Range |
| ACCP18U10▲ | ACCP18U10H▲ | ACCP18U10EL▲ | ACCP18U10IL▲ | 18 | Ausrack Plus |
| ACCP18U20▲ | ACCP18U20H▲ | ACCP18U20EL▲ | ACCP18U20IL▲ | 18 | |
| ACCP24U10▲ | ACCP24U10H▲ | ACCP24U10EL▲ | ACCP24U10IL▲ | 24 | |
| ACCP24U20▲ | ACCP24U20H▲ | ACCP24U20EL▲ | ACCP24U20IL▲ | 24 | |
| ACCP27U10▲ | ACCP27U10H▲ | ACCP27U10EL▲ | ACCP27U10IL▲ | 27 | |
| ACCP27U20▲ | ACCP27U20H▲ | ACCP27U20EL▲ | ACCP27U20IL▲ | 27 | |
| ACCP40U10▲ | ACCP40U10H▲ | ACCP40U10EL▲ | ACCP40U10IL▲ | 40 | |
| ACCP40U20▲ | ACCP40U20H▲ | ACCP40U20EL▲ | ACCP40U20IL▲ | 40 | |
| ACCP42U10▲ | ACCP42U10H▲ | ACCP42U10EL▲ | ACCP42U10IL▲ | 42 | |
| ACCP42U20▲ | ACCP42U20H▲ | ACCP42U20EL▲ | ACCP42U20IL▲ | 42 | |
| ACCP45U10▲ | ACCP45U10H▲ | ACCP45U10EL▲ | ACCP45U10IL▲ | 45 | |
| ACCP45U20▲ | ACCP45U20H▲ | ACCP45U20EL▲ | ACCP45U20IL▲ | 45 | |
| ACCP47U10▲ | ACCP47U10H▲ | ACCP47U10EL▲ | ACCP47U10IL▲ | 47 | |
| ACCP47U20▲ | ACCP47U20H▲ | ACCP47U20EL▲ | ACCP47U20IL▲ | 47 | |
| ACCP48U10▲ | ACCP48U10H▲ | ACCP48U10EL▲ | ACCP48U10IL▲ | 48 | |
| ACCP48U20▲ | ACCP48U20H▲ | ACCP48U20EL▲ | ACCP48U20IL▲ | 48 | |



ACCP40U10IL

ACCP40U10EL

▲ Available on request

# Data ICT Accessories

Accessories to suit all product ranges in this catalogue

## Captive Plug Ring

- An easy-split mechanism allows plug ring to be retro-fitted without cutting the lead.
- Will suit most 10A or 15A single phase moulded SAA plugs.
- Will screw onto typical IP66 sockets similar to the 56 series.
- Clear design makes it easier to view plug for inspection.
- Manufactured from polycarbonate

| Part Number | Finish | Sold as | Carton Qty |
|---|---|---|---|
| BRSPR1 | Transparent | Single Plug | 10 |

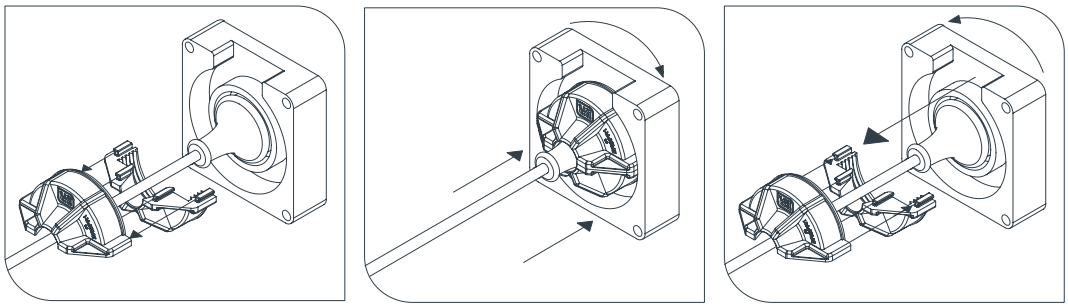

## Copper Earth Bars

Installation of a copper earth bar into a data rack or cabinet will allow the active equipment to be grounded, providing protection from static electricity build up.

| Part Number | Description | RU | Product Range |
|---|---|---|---|
| ARPEB18U▲ | Vertical<br>25mm x 3mm flat bar with 5.5mm holes | 18 | Ausrack Plus, CQr Guardian TxD, IP, Field FE & iLINQ |
| ARPEB24U▲ | | 24 | |
| ARPEB27U▲ | | 27 | |
| ARPEB40U▲ | | 40 | |
| ARPEB42U▲ | | 42 | |
| ARPEB45U | | 45 | |
| ARPEB47U▲ | | 47 | |
| ARPEB48U▲ | | 48 | |
| ARPEBH1U▲ | Horizontal | 1 | All B&R Data ICT cabinets and frames |

ARPEB18U

ARPEB27U



ARPEB40U



ARPEB45U

▲ Available on request

## Mesh Doors - Single

To maximise airflow all mesh doors consist of 63% or 60% open mesh and include a lockable wing knob and two point locking as standard (keyed to 92268).

| | | To suit cabinets & frames | | |
|---|---|---|---|---|
| Part Number | Description | RU | Width (mm) | Product Range |
| ARDM18U06▲ | Single Mesh Steel Doors (63% open mesh) | 18 | 600 | Ausrack Plus |
| ARDM18U08▲ | | 18 | 800 | |
| ARDM24U06▲ | | 24 | 600 | |
| ARDM24U08 | | 24 | 800 | |
| ARDM27U06▲ | | 27 | 600 | |
| ARDM27U08▲ | | 27 | 800 | |
| ARDM40U06▲ | | 40 | 600 | |
| ARDM40U08▲ | | 40 | 800 | |
| ARDM42U06▲ | | 42 | 600 | |
| ARDM42U08▲ | | 42 | 800 | |
| ARDM45U06 | | 45 | 600 | |
| ARDM45U08 | | 45 | 800 | |
| ARDM47U06▲ | | 47 | 600 | |
| ARDM47U08▲ | | 47 | 800 | |
| ARDM48U06▲ | | 48 | 600 | |
| ARDM48U08▲ | | 48 | 800 | |
| ATDM45U06▲ | Single Mesh Steel Doors (63% open mesh) | 45 | 600 | Ausrack TxD |
| ATDM45U08▲ | | 45 | 800 | |
| ARDXM12U06 | Single Mesh Steel Doors (60% open mesh) | 12 | 600 | onyX |
| ARDXM18U06▲ | | 18 | 600 | |
| ARDXM22U06▲ | | 22 | 600 | |
| ARDXM24U06 | | 24 | 600 | |
| ARDXM32U06▲ | | 32 | 600 | |
| ARDXM42U06▲ | | 42 | 600 | |
| ARDXM42U8 | | 42 | 800 | |
| ARDXM45U06▲ | | 45 | 600 | |
| ARDXM45U08▲ | | 45 | 800 | |
| ARDXM47U06▲ | | 47 | 600 | |
| ARDXM47U08▲ | | 47 | 800 | |

▲ Available on request

## Mesh Doors - Split

To maximise airflow all mesh doors consist of 63% or 60% open mesh and include a lockable wing knob and two point locking as standard (keyed to 92268).

| | | To suit cabinets & frames | | |
|---|---|---|---|---|
| Part Number | Description | RU | Width (mm) | Product Range |
| ARDD18U06▲ | Split Mesh Steel Doors (63% open mesh) | 18 | 600 | Ausrack Plus |
| ARDD18U08▲ | | 18 | 800 | |
| ARDD24U06▲ | | 24 | 600 | |
| ARDD24U08▲ | | 24 | 800 | |
| ARDD27U06▲ | | 27 | 600 | |
| ARDD27U08▲ | | 27 | 800 | |
| ARDD40U06▲ | | 40 | 600 | |
| ARDD40U08▲ | | 40 | 800 | |
| ARDD42U06▲ | | 42 | 600 | |
| ARDD42U08▲ | | 42 | 800 | |
| ARDD45U06▲ | | 45 | 600 | |
| ARDD45U08 | | 45 | 800 | |
| ARDD47U06▲ | | 47 | 600 | |
| ARDD47U08▲ | | 47 | 800 | |
| ARDD48U06▲ | | 48 | 600 | |
| ARDD48U08▲ | | 48 | 800 | |
| ATDD45U06▲ | Split Mesh Steel Doors (63% open mesh) | 45 | 600 | Ausrack TxD |
| ATDD45U08▲ | | 45 | 800 | |
| ARDXDD42U06▲ | Split Mesh Steel Doors (60% open mesh) | 42 | 600 | onyX |
| ARDXDD42U08▲ | | 42 | 800 | |
| ARDXDD45U06▲ | | 45 | 600 | |
| ARDXDD45U08▲ | | 45 | 800 | |
| ARDXDD47U06 | | 47 | 600 | |
| ARDXDD47U08▲ | | 47 | 800 | |



ARDD

## Why 60-63% Mesh Doors Will Work For You

Pressure Loss vs Impact Velocity For Various Open Area Perforated Plates
*Source: Industrial Perforators Association (1993)*

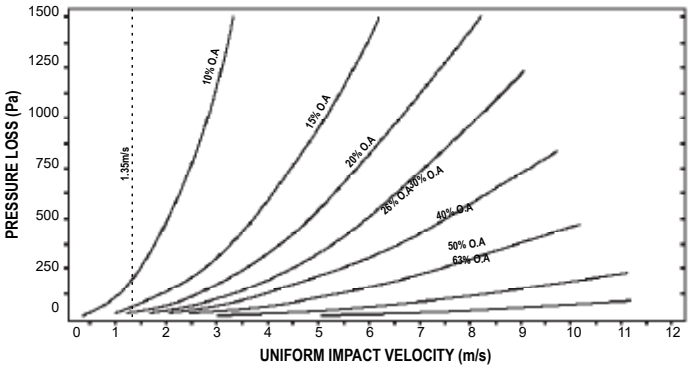


In many applications of mesh doors, the pressure loss through the door is one of the design considerations.

As seen in the graph, B&R's 60-63% mesh doors will have a negligible pressure drop at these velocities. Most computer room air conditioners generate more than 20Pa of pressure, more than enough to overcome the pressure drop at the door in a containment situation.

For example, in a data centre environment, a 15kW heat load in a 45RU cabinet would require 3500m3/h of airflow. This is equivalent of a 1.35m/s impact velocity. In a containment situation with a positive aisle pressure this will be more than the pressure drop of the doors and the equipment will receive sufficient air flow.

With such a negligible restriction to airflow, the higher percentages available in the market have no real advantage. The 60-63% mesh was developed as a cross over point of functional performance and higher security.

▲ Available on request

## Window Doors

Window doors are available with an acrylic insert panel. An option is also available for venting for airflow. All doors include a lockable wing knob and two point locking as standard. (keyed to 92268) Electronic remote controlled, monitored locking systems, swing handles, custom keying and 3-point locking (ARP3L) are available on request.

| | | To suit cabinets & frames | | |
|---|---|---|---|---|
| Part Number | Description | RU | Width (mm) | Range |
| ARDA18U06▲ | Acrylic Window Door | 18 | 600 | Ausrack Plus |
| ARDA18U08▲ | | 18 | 800 | |
| ARDA24U06▲ | | 24 | 600 | |
| ARDA24U08▲ | | 24 | 800 | |
| ARDA27U06▲ | | 27 | 600 | |
| ARDA27U08▲ | | 27 | 800 | |
| ARDA40U06▲ | | 40 | 600 | |
| ARDA40U08▲ | | 40 | 800 | |
| ARDA42U06▲ | | 42 | 600 | |
| ARDA42U08▲ | | 42 | 800 | |
| ARDA45U06▲ | | 45 | 600 | |
| ARDA45U08 | | 45 | 800 | |
| ARDA47U06▲ | | 47 | 600 | |
| ARDA47U08▲ | | 47 | 800 | |
| ARDA48U06▲ | | 48 | 600 | |
| ARDA48U08▲ | | 48 | 800 | |
| ATDA45U06▲ | Acrylic Window Door | 45 | 600 | Ausrack TxD |
| ATDA45U08▲ | | 45 | 800 | |
| ARAV24U06▲ | Vented Acrylic Window Door | 24 | 600 | Ausrack Plus |
| ARAV24U08▲ | | 24 | 800 | |
| ARAV40U06▲ | | 40 | 600 | |
| ARAV40U08▲ | | 40 | 800 | |
| ARAV45U06▲ | | 45 | 600 | |
| ARAV45U08▲ | | 45 | 800 | |

ARDA

▲ Available on request

# Data ICT Accessories

Accessories to suit all product ranges in this catalogue

## Steel Doors

All steel doors include a lockable wing knob and two point locking as standard (keyed to 92268). Electronic remote controlled, monitored locking systems, swing handles, custom keying and 3-point locking (ARP3L) are available on request.

| | | To suit cabinets & frames | | |
|---|---|---|---|---|
| Part Number | Description | RU | Width (mm) | Range |
| ARDS18U06▲ | Single Steel Door | 18 | 600 | Ausrack Plus |
| ARDS18U08▲ | | 18 | 800 | |
| ARDS24U06▲ | | 24 | 600 | |
| ARDS24U08▲ | | 24 | 800 | |
| ARDS27U06▲ | | 27 | 600 | |
| ARDS27U08▲ | | 27 | 800 | |
| ARDS40U06▲ | | 40 | 600 | |
| ARDS40U08▲ | | 40 | 800 | |
| ARDS42U06▲ | | 42 | 600 | |
| ARDS42U08▲ | | 42 | 800 | |
| ARDS45U06▲ | | 45 | 600 | |
| ARDS45U08 | | 45 | 800 | |
| ARDS47U06▲ | | 47 | 600 | |
| ARDS47U08▲ | | 47 | 800 | |
| ARDS48U06▲ | | 48 | 600 | |
| ARDS48U08▲ | | 48 | 800 | |
| ATDS45U06▲ | Single Steel Door | 45 | 600 | Ausrack TxD |
| ATDS45U08▲ | | 45 | 800 | |
| ARSS24U06▲ | Split Steel Doors | 24 | 600 | Ausrack Plus |
| ARSS24U08▲ | | 24 | 800 | |
| ARSS40U06▲ | | 40 | 600 | |
| ARSS40U08▲ | | 40 | 800 | |
| ARSS45U06▲ | | 45 | 600 | |
| ARSS45U08▲ | | 45 | 800 | |

ARDS

ARSS

▲ Available on request

## Equipment Rails

Equipment rails are L-shaped with mounting on either edge (i.e 19” and 21” can be placed in a 19” or 21” configuration).

### Vertical

| Part Number | Description | Size | To suit cabinets & frames | | |
|---|---|---|---|---|---|
| | | | RU | Width (mm) | Product Range |
| ARMR12U▲ | Pair | 19” | 12 | | Ausrack Plus |
| ARMR24U▲ | Pair | 19” | 24 | | |
| ARMR40U▲ | Pair | 19” | 40 | | |
| ARMR45U▲ | Pair | 19” | 45 | | |
| IPRU11 | Rail kit | 19” | 11 | 600 | Ausrack IP |
| IPRU11/800▲ | Rail kit | 19” | 11 | 800 | |
| IPRU15 | Rail kit | 19” | 15 | 600 | |
| IPRU15/800▲ | Rail kit | 19” | 15 | 800 | |
| IPRU24 | Rail kit | 19” | 24 | 600 | |
| IPRU24/800▲ | Rail kit | 19” | 24 | 800 | |
| IPRU32▲ | Rail kit | 19” | 32 | 600 | |
| IPRU32/800▲ | Rail kit | 19” | 32 | 800 | |
| IPRU38▲ | Rail kit | 19” | 38 | 600 | |
| IPRU38/800▲ | Rail kit | 19” | 38 | 800 | |
| IPRU42▲ | Rail kit | 19” | 42 | 600 | |
| IPRU42/800▲ | Rail kit | 19” | 42 | 800 | |
| ATMR45U619▲ | Standard (Pair) | 19" | 45 | 600 | Ausrack TxD |
| ATMR45U621▲ | | 21" | 45 | 600 | |
| ATMR45U819▲ | | 19" | 45 | 800 | |
| ATMR45U821▲ | | 21" | 45 | 800 | |
| ATMR45U823▲ | | 23" | 45 | 800 | |
| ATMR45U826▲ | | 26" | 45 | 800 | |
| ATMR45U6A▲ | Reversible (Pair) | 19"/21" | 45 | 600 | Ausrack TxD |
| ATMR45U8A▲ | | 19"/21" | 45 | 800 | |
| ATMR45U8B▲ | | 19"/23" | 45 | 800 | |
| ATMR45U8C▲ | | 21"/23" | 45 | 800 | |

ATMR45U6A

ATMR45U8A

ATMR45U819

ATMR45U823

### Horizontal

| Part Number | Description | To suit cabinets & frames | |
|---|---|---|---|
| | | Depth (mm) | Product Range |
| ARMS06▲ | Horizontal support | 600 | Ausrack Plus |
| ARMS09▲ | Horizontal support | 900 | |
| ARMS11▲ | Horizontal support | 1100 | |
| ATMS09▲ | Horizontal support | 900 | Ausrack TxD |
| ATMS10▲ | Horizontal support | 1000 | |
| ATMS12▲ | Horizontal support | 1200 | |

Horizontal supports are used to attach short 19” mounting rails.

ARMS

▲ Available on request

# Data ICT Accessories

Accessories to suit all product ranges in this catalogue

## Fans

Both the two and four unit fan kits install into the roof or a bottom plinth. The two unit fan kit can also be fitted into the equipment rails. All fans are supplied with 2m flex and 10A SAA plug.

| Part Number | No. of Fans | Description | RU | Enclosure Air flow (cmf) | Enclosure Noise level (dB) | To Suit Enclosure |
|---|---|---|---|---|---|---|
| ARWX2F | 2 | Kit - 2 way roof fan with integrated thermostat | - | 152 | 45 | Wall onyX |
| ARXAF2▲ | 2 | Kit - 2 way roof fan with integrated thermostat | - | | 48 | Floor onyX |
| ARPAF2▲ | 2 | High speed, axial fan | 1 | 220 | 53 | Ausrack Plus, Patch, IP, ARPAF2T 2, Field FE & iLINQ |
| ARPAF2T | 2 | High speed, axial fan with integrated thermostat | 1 | | | |
| ARPAF2WT▲ | 2 | Whisper quiet fan with integrated thermostat | 1 | 72 | 29 | |
| ARXAF4U80*▲ | 4 | Kit - 800 deep 4 way fan, roof mounted with integrated thermostat | - | 304 | 62 | Floor onyX |
| ARPAF4*▲ | 4 | High speed, axial fan, roof mounted | - | 440 | 62 | Ausrack Plus |
| ARPAF4T*▲ | 4 | High speed, axial fan, roof mounted with integrated thermostat | - | | | |
| ARPAF4WT*▲ | 4 | Whisper quiet fan, roof mounted with integrated thermostat | - | 144 | 35 | |
| ACQRDI4F▲ | 4 | High speed axial door fan | - | 296 | 48 | CQr Guardian |
| ACQRDI8F▲ | 8 | 2 sets of high speed axial door fan | - | 592 | 60 | |
| ACQR3AFHF | 1 | High flow single door fan | - | 660 | 62 | |

All fans have a 10 Amp 3-pin plug on the power cable.

ARPAF2

ARPAF2WT

ARPAF4

ARPAF4T

▲ Available on request

## General Accessories

| Part Number | Product | To suit enclosure |
|---|---|---|
| ARPRK | Heavy duty roller kit<br>800kg load, adds 10mm to height of cabinet | Ausrack Plus, CQr Guardian & TxD |
| ARPFK | Adjustable foot kit, pack of 4 | Ausrack Plus & CQr Guardian |
| ATFK▲ | Adjustable foot kit, pack of 4 | Ausrack TxD |
| ATIFMK▲ | Insulated floor mounting kit with anchors | |
| ARPSSK▲ | Stabiliser kit | Ausrack Plus |
| ARPBK | Baying kit, pack of 4 brackets | |
| ARP3L▲ | 3 point locking kit, suits all doors except split doors | |
| ARSPIL▲ | Side panel internal latch kit, pack of 2 | |
| ARFXBK | Baying kit, pack of 4 brackets | onyX Floor<br>onyX Floor Server |
| SK3 | Door key, keyed to 92268 | onyX Floor |
| ARXSPL | Side panel lock kit, single | onyX |
| ARSPL | Side panel lock kit, keyed to 92268 | Ausrack Plus |
| ATSPL▲ | Side panel lock kit, keyed to 92268 | Ausrack TxD |
| ATEKDR▲ | Earth cable for door. Split doors need two (2) | |
| ATEKSP▲ | Earth cable for side panel | |
| ACQRDSK▲ | Door sensor kit, pack of 2 | Ausrack CQr Guardian |
| ES06U▲ | 6RU swing frame | Ausrack IP |
| ARBG06▲ | Gland plate base - 600W x 600D | Ausrack Plus |
| ARBG09▲ | Gland plate base - 600W x 900D | |
| ARBG11▲ | Gland plate base - 600W x 1100D | |
| ARCH | Chimney | |
| ARDELSK▲ | Earth lead kit | |
| ALJK▲ | Adjustable joiner kit, 600D - 1200D | Ausrack Patch |
| ARCN | Cage nuts, screws and washers Pack of 50 | All B&R Data ICT products |
| ARSTUD20▲ | Rack Studs, pack of 20 | |
| ARSTUD100▲ | Rack Studs, pack of 100 | |
| ARWB1U | Light duty wall mount 19” brackets.<br>Suitable when cabinet mounting is not practical and space is limited. One side is hinged to allow patch panels and equipment to be swung out for rear access. | 1RU x 500mmW x 200mmD |
| ARWB2U▲ | | 2RU x 500mmW x 200mmD |
| ARWB4U▲ | | 4RU x 500mmW x 200mmD |

ARWB1U &
ARWB2U

ARCN

ARSTUD100

▲ Available on request

# Data ICT Accessories

Accessories to suit all product ranges in this catalogue

ARPRK

ARPSSK

ARCH

ARPFK

ALJK

ARPBK

## Plinths

Provide a fixed base for the cabinet and also a working space underneath the cabinet for the cables.

| Part Number | Height (mm) | Width (mm) | Depth (mm) | To suit cabinets & frames |
|---|---|---|---|---|
| ARXP610▲ | 100 | 600 | 1000 | onyX Floor & onyX Floor Server |
| ARXP62▲ | 100 | 600 | 1200 | |
| ARXP66▲ | 100 | 600 | 600 | |
| ARXP68▲ | 100 | 600 | 800 | |
| ARXP69▲ | 100 | 600 | 960 | |
| ARXP810▲ | 100 | 800 | 1000 | |
| ARXP82▲ | 100 | 800 | 1200 | |
| ARXP88▲ | 100 | 800 | 800 | |
| ARXP89▲ | 100 | 800 | 960 | |

ARXP88
(set up without fixings)

ARXP88
(parts and fixings)

▲ Available on request

# Ausrack Power Rails & Intelligent PDU's

Power distribution products

Matt Black

Al

✓ SAA Approved

✓ Australian Standards

- Suitable for distribution of 10A and 15A circuits to a number of 10A SAA outlets or IEC outlets inside an enclosure.
- Horizontal and vertical power rails used for power distribution inside cabinets and enclosures.
- Also available with surge protection options.
- Suitable for use in all Ausrack cabinets.
- Custom power rails are available on request.

Comes standard with:

- Power rail
- 2m lead
- Mounting brackets
- All fixing hardware

ARPRV101015

## ORDER GUIDE - STANDARD

| Part Number | Orientation | RU | Description | Product Range |
|---|---|---|---|---|
| ARPRH61010 | Horizontal | 1 | 6 x 10A SAA Outlet 10A SAA Plug | All B&R Data ICT cabinets and frames |
| ARPRH61015 | | 1 | 6 x 10A SAA Outlet 15A SAA Plug | |
| ARPRH101010 | | 2 | 10 x 10A SAA Outlet 10A SAA Plug | |
| ARPRH101015 | | 2 | 10 x 10A SAA Outlet 15A SAA Plug | |
| ARPRV61010 | Vertical | 10 | 6 x 10A SAA Outlet 10A SAA Plug | Ausrack Plus, CQr Guardian, TxD, Patch, IP, Field FE & iLINQ |
| ARPRV61015▲ | | 10 | 6 x 10A SAA Outlet 15A SAA Plug | |
| ARPRV101010 | | 16 | 10 x 10A SAA Outlet 10A SAA Plug | |
| ARPRV101015 | | 16 | 10 x 10A SAA Outlet 15A SAA Plug | |
| ARPRV201010 | | 28 | 20 x 10A SAA Outlet 10A SAA Plug | |
| ARPRV201015 | | 28 | 20 x 10A SAA Outlet 15A SAA Plug | |
| ARPRV10C13C14 | | 16 | 10 x 10A IEC320-C13 Outlet, 10A IEC320-C14 Plug | |
| ARPRV10C13C20 | | 16 | 10 x 10A IEC320-C13 Outlet, 16A IEC320-C20 Plug | |

ARPRH61015

ARPRV61015

ARPRH101010

ARPRH61010

ARPRH101015

ARPRV10C13C14

▲ Available on request

# Ausrack Power Rails & Intelligent PDU's

Power distribution products

## ORDER GUIDE - SURGE PROTECTION

| Part Number | Orientation | RU | Description | Product Range |
|---|---|---|---|---|
| ARPRHS61010 | Horizontal | 1 | 6 x 10A SAA Outlet, 10A Captive Plug | All B&R Data ICT cabinets and frames |
| ARPRHS61015▲ | | 1 | 6 x 10A SAA Outlet, 15A Captive Plug | |
| ARPRVS101015 | Vertical | 17 | 10 x 10A SAA Outlet, 15A Captive Plug | Ausrack Plus, CQr Guardian, TxD, Patch, IP, Field FE & iLINQ |

ARPRHS61010

### Intelligent PDU's and Customised Power Rail Solutions

Intelligent PDUs, or iPDUs, are a small but essential part of the data centre energy supply chain. An Intelligent PDU works like a brain within the rack, providing comprehensive, accurate energy measurement data needed to reduce waste, enhance operations, and prove the business case for optimisation.

The Intelligent Power Distribution Unit sits within the rack continually looking for threats from electrical circuit overloads, and any physical or environmental conditions which might place critical IT computing loads at risk.

B&R is able to provide a range of Intelligent PDU's to suit any Data ICT project application. Speak to one of our team about your requirements today.

### PDU Brackets

Allows for PDU's to be installed to the rack using many different configurations.

| | | To suit cabinets & frames | | |
|---|---|---|---|---|
| Part Number | Description | Width (mm) | Depth (mm) | Product Range |
| ARXPRBK▲ | Single PDU | 800 | - | onyX Floor & onyX Floor Server *(with cable management removed)* |
| ARXPDUBK45U▲ | Single PDU | 800 | | onyX Floor & onyX Floor Server *(with cable management removed)* |
| ARPDUBRK600▲ | Single PDU | 600 | | Ausrack Plus |
| ARPDUBRK800▲ | Double PDU | 800 | | |
| ATPDUBRK600▲ | Single PDU | 600 | | Ausrack TxD |
| ATPDUBRK800▲ | Double PDU | 800 | | |



ARPDUBRK800

Suitable for use with 'button mount' PDU's.

ARXPRBK

▲ Available on request

## Shelves

Providing a stable platform for other miscellaneous gear, shelving mounts off the 19” rack rails. All shelves are vented to allow vertical airflow.

| Part Number | Description | RU | Depth (mm) | Load Rating (kg) | Suit Cabinet Depth | Product Range |
|---|---|---|---|---|---|---|
| ARTF450 | Telescopic, full extension | 1 | 450 | 20 | 600mm deep | All B&R Data ICT cabinets and frames |
| ARTF750 | | 1 | 750 | 20 | 900mm deep | onyX Floor, onyX Server, Ausrack Plus, CQr Guardian, TxD, Field FE & iLINQ |
| ARTF950▲ | | 1 | 950 | 20 | 1100mm deep | |
| ARTH450▲ | Telescopic, half extension, locking | 1 | 450 | 40 | 600mm deep | All B&R Data ICT cabinets and frames |
| ARTH750▲ | | 1 | 750 | 40 | 900mm deep | onyX Floor, onyX Server, Ausrack Plus, CQr Guardian, TxD, Field FE & iLINQ |
| ARTH950▲ | | 1 | 950 | 40 | 1100mm deep | onyX Floor, onyX Server, Ausrack Plus, CQr Guardian, TxD & iLINQ |
| ARC360 | Cantilever | 2 | 360 | 10 | – | All B&R Data ICT cabinets and frames *excluding all ARIP <400mm deep |
| ARC210 | | 2 | 210 | 10 | – | All B&R Data ICT cabinets and frames |
| ARPCS150▲ | | 2 | 150 | 10 | – | |
| ARPCS250▲ | | 2 | 250 | 10 | – | |
| ARPCS350▲ | | 2 | 350 | 10 | – | |
| ARPCS450▲ | | 2 | 450 | 10 | – | |
| ARWX450CS | | 2 | 450 | 10 | – | onyX |
| ARXKBC350 | Keyboard shelf | 1 | 350 | 10 | 600 | |
| ARXKBC550▲ | | 1 | 550 | 10 | 800 | |
| ARKBC▲ | Keyboard pivot tray accessory* | 2 | – | – | – | All B&R Data ICT cabinets and frames |

* Requires half extension telescopic shelf to mount.


ARTF450

ARC360

ARKBC

ARPCS250
*shown from rear*

ARPCS450

▲ Available on request

# Data ICT Accessories

Accessories to suit all product ranges in this catalogue

## Shelves

Providing a stable platform for other miscellaneous gear, shelving mounts off the 19” rack rails. All shelves are vented to allow vertical airflow.

| Part Number | Description | RU | Depth (mm) | Load Rating (kg) | Suit Cabinet Depth (mm) | Product Range |
|---|---|---|---|---|---|---|
| ARXFL350 | Fixed, light duty | 1 | 350 | 20 | 600 | onyX |
| ARXFL550 | | 1 | 550 | 20 | 800 | |
| ARXFL710 | | 1 | 710 | 20 | 1000 | |
| ARWX450FS | | 1 | 450 | 20 | 450 | |
| ARWX600FS▲ | | 1 | 600 | 20 | 600 | |
| ARPFL600 | | 1 | 450 | 50 | 600 | All B&R Data ICT cabinets and frames |
| ARPFL800 | | 1 | 650 | 50 | 800 | onyX Floor, onyX Server, Ausrack Plus, CQr Guardian, TxD, Field FE & iLINQ |
| ARPFL900 | | 1 | 750 | 50 | 900 | onyX Floor, onyX Server, Ausrack Plus, CQr Guardian, TxD & iLINQ |
| ARPFL1000 | | 1 | 850 | 50 | 1000 | |
| ARPFL1100 | | 1 | 950 | 50 | 1100 | |
| ARPFL1200 | | 1 | 1050 | 50 | 1200 | |
| ARPFH600 | Fixed, heavy duty | 1 | 450 | 160 | 600 | All B&R Data ICT cabinets and frames |
| ARPFH800▲ | | 1 | 650 | 160 | 800 | onyX Floor, onyX Server, Ausrack Plus, CQr Guardian, TxD, Field FE & iLINQ |
| ARPFH900▲ | | 1 | 750 | 160 | 900 | onyX Floor, onyX Server, Ausrack Plus, CQr Guardian, TxD & iLINQ |
| ARPFH1000▲ | | 1 | 850 | 160 | 1000 | |
| ARPFH1100 | | 1 | 950 | 160 | 1100 | |
| ARPFH1200 | | 1 | 1050 | 160 | 1200 | |



ARPFL600



ARPFH600



ARWX450FS



ARPFH600 - shows underside reinforcing for heavy duty load.

▲ Available on request

## Side Cladding (Panels)

**Side panels** include venting and are easy-to-fit using locating pins and slam latches. They can be locked into the frame for added security using either an external key lock kit (ARSPL) or an internal latch kit (ARSPIL).

**Privacy Panels** are a secure method of providing security to a single cabinet when cabinets are bayed together, by using either a non-removable panel, or a removable set of panels. These panels can also segregate air to ensure no cross cabinet mixing.

| Part Number | | To suit cabinets & frames | | |
|---|---|---|---|---|
| Side Panels | Privacy Panels | RU | Depth (mm) | Product Range |
| ARP18U06▲ | | 18 | 600 | Ausrack Plus |
| ARP18U08▲ | | 18 | 800 | |
| ARP18U09▲ | | 18 | 900 | |
| ARP18U10▲ | | 18 | 1000 | |
| ARP18U11▲ | | 18 | 1100 | |
| ARP18U12▲ | | 18 | 1200 | |
| ARP24U06▲ | | 24 | 600 | Ausrack Plus |
| ARP24U08 | | 24 | 800 | |
| ARP24U09▲ | | 24 | 900 | |
| ARP24U10▲ | | 24 | 1000 | |
| ARP24U11▲ | | 24 | 1100 | |
| ARP24U12▲ | | 24 | 1200 | |
| ARP27U06▲ | | 27 | 600 | Ausrack Plus |
| ARP27U08▲ | | 27 | 800 | |
| ARP27U09▲ | | 27 | 900 | |
| ARP27U10▲ | | 27 | 1000 | |
| ARP27U11▲ | | 27 | 1100 | |
| ARP27U12▲ | | 27 | 1200 | |
| ARP40U06▲ | ARPP40U06▲ | 40 | 600 | Ausrack Plus |
| ARP40U08▲ | ARPP40U08▲ | 40 | 800 | |
| ARP40U09 | ARPP40U09▲ | 40 | 900 | |
| ARP40U10▲ | ARPP40U10▲ | 40 | 1000 | |
| ARP40U11▲ | ARPP40U11▲ | 40 | 1100 | |
| ARP40U12▲ | ARPP40U12▲ | 40 | 1200 | |
| ARP42U06▲ | ARPP42U06▲ | 42 | 600 | Ausrack Plus |
| ARP42U08▲ | ARPP42U08▲ | 42 | 800 | |
| ARP42U09▲ | ARPP42U09▲ | 42 | 900 | |
| ARP42U10 | ARPP42U10▲ | 42 | 1000 | |
| ARP42U11▲ | ARPP42U11▲ | 42 | 1100 | |
| ARP42U12▲ | ARPP42U12▲ | 42 | 1200 | |
| ARP45U06▲ | ARPP45U06▲ | 45 | 600 | Ausrack Plus |
| ARP45U08▲ | ARPP45U08▲ | 45 | 800 | |
| ARP45U09 | ARPP45U09▲ | 45 | 900 | |
| ARP45U10 | ARPP45U10▲ | 45 | 1000 | |
| ARP45U11 | ARPP45U11▲ | 45 | 1100 | |
| ARP45U12 | ARPP45U12 | 45 | 1200 | |
| ARP47U06▲ | ARPP47U06▲ | 47 | 600 | Ausrack Plus |
| ARP47U08▲ | ARPP47U08▲ | 47 | 800 | |
| ARP47U09▲ | ARPP47U09▲ | 47 | 900 | |
| ARP47U10▲ | ARPP47U10▲ | 47 | 1000 | |
| ARP47U11▲ | ARPP47U11▲ | 47 | 1100 | |
| ARP47U12▲ | ARPP47U12▲ | 47 | 1200 | |
| ARP48U06▲ | ARPP48U06▲ | 48 | 600 | Ausrack Plus |
| ARP48U08▲ | ARPP48U08▲ | 48 | 800 | |
| ARP48U09▲ | ARPP48U09▲ | 48 | 900 | |
| ARP48U10▲ | ARPP48U10▲ | 48 | 1000 | |
| ARP48U11▲ | ARPP48U11▲ | 48 | 1100 | |
| ARP48U12▲ | ARPP48U12▲ | 48 | 1200 | |

ARP42U08

ARPP45U12

▲ Available on request

# Data ICT Accessories

Accessories to suit all product ranges in this catalogue

## Side Panels

Include venting and are easy to fit using locating pins and flush mounted slam latches. They can be locked using an external lock kit (ATSPL). Cabinets can be bayed together with or without side panels fitted.

| | To suit Ausrack TxD cabinets | |
|---|---|---|
| Part Number | RU | Depth (mm) |
| ATSP45U09▲ | 45 | 900 |
| ATSP45U10▲ | 45 | 1000 |
| ATSP45U12▲ | 45 | 1200 |

## Top Covers

Used to enclose the frame's top plinth section. Raised top covers feature ventilation for airflow and can be used in conjunction with fans

| | | To suit cabinets & frames | | |
|---|---|---|---|---|
| Part Number | Description | Width (mm) | Depth (mm) | Product Range |
| ATTF609▲ | Flat | 600 | 900 | Ausrack TxD |
| ATTF610▲ | | 600 | 1000 | |
| ATTF612▲ | | 600 | 1200 | |
| ATTF809▲ | | 800 | 900 | |
| ATTF810▲ | | 800 | 1000 | |
| ATTF812▲ | | 800 | 1200 | |
| ARTF606▲ | Flat | 600 | 600 | Ausrack Plus |
| ARTF609▲ | | 600 | 900 | |
| ARTF610▲ | | 600 | 1000 | |
| ARTF611▲ | | 600 | 1100 | |
| ARTF612▲ | | 600 | 1200 | |
| ARTF808▲ | | 800 | 800 | |
| ARTF809▲ | | 800 | 900 | |
| ARTF811▲ | | 800 | 1100 | |
| ARTR606▲ | Raised | 600 | 600 | Ausrack Plus |
| ARTR609▲ | | 600 | 900 | |
| ARTR610▲ | | 600 | 1000 | |
| ARTR611▲ | | 600 | 1100 | |
| ARTR612▲ | | 600 | 1200 | |
| ARTR809▲ | | 800 | 900 | |
| ARTR810▲ | | 800 | 1000 | |
| ARTR811▲ | | 800 | 1100 | |
| ARTR812▲ | | 800 | 1200 | |

ARTF808



ARTR809

ARTR809 - shown from underneath.

▲ Available on request

10-09-2025