



Special Purpose



Bowen BW

Mining and Industrial Enclosure

Index

[Dimension Sheet](#)

[Catalogue Information](#)

[Leaflet](#)

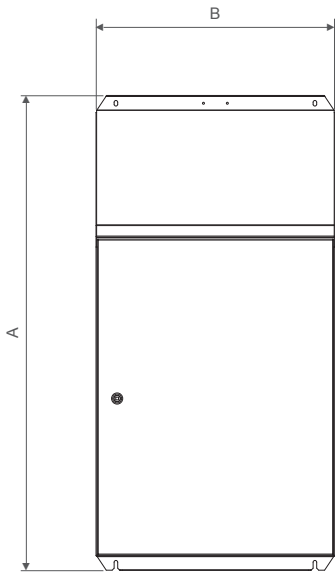
Web Links

[Bowen BW Information Page](#)


[Ask a question / Send us an enquiry](#)

[Information about B&R](#)

[Local Sales Team Phone Numbers](#)



Front View



Side View

Catalogue No.	Dimensions (mm)		
	External		
	A	B	C
BW040315/S	400	300	150
BW040420/S	400	400	200
BW060420/S	600	400	200
BW060630/S	600	600	300
BW080630/S	800	600	300
BW120830/S	1200	800	300



Bowen BW

Mining & Industrial Enclosure – IP66

brenclosures.com.au/bw.htm



Q4 2011
Release

Features

- 40° sloping roof
- 40mm overhang
- Fully welded construction
- Materials
 - Body – 316 stainless steel
 - Body thickness – 2mm
 - Gasket – FIP polyurethane
- Surface finish – N4
- Protection rating – IP66

Disclaimer: Image shown for illustration purposes only.



Introduction

General Purpose

Special Purpose

The Bowen BW is an enclosure that has been developed to meet the harsh demands of the Australian environment. The 40° sloping roof minimises the build up of solids on the roof of the enclosure. The 40mm overhang ensures material that slides off the roof is directed away from the top of the door.

Inclusions

- Steel mounting pan
- Stainless steel lock
- Stainless steel gland plate
- Top and bottom mounting flanges
- Internal 6mm earth stud
- Earth strap kit

Please Note: Product inclusions subject to change without notice.

Selection Guide

Catalogue No.	Dimensions (mm)*		
	Height	Width	Depth*
BW040315/S	400	300	150
BW040420/S	400	400	200
BW060420/S	600	400	200
BW060630/S	600	600	300
BW080630/S	800	600	300
BW120830/S	1200	800	300

* Product dimensions subject to change without notice

Multiple Applications

Hazardous Areas

Data & Communications

Ancillary Items

Technical Drawings

Technical Information



Mining & Industrial Enclosure



IP66

OVERVIEW

The Bowen BW is an enclosure that has been developed to meet the harsh demands of the Australian environment.

The 2mm 316 grade stainless steel offers superior protection against aggressive mineral deposits. The 40° sloping roof minimises the build up of solids on the roof of the enclosure. The 40mm overhang has been designed to direct material away from the top of the door and gutter return.

MATERIALS


Body: 316 stainless steel
 Body thickness: 2.0mm
 Gasket: FIP polyurethane
 Surface finish: N4

APPLICATION

Typical applications include housing terminations, pushbuttons or switchgear in industrial or demanding environments.

FEATURES

- IP66 protection rating
- 40° sloping roof
- 40mm overhang
- Full welded construction
- Internal 6mm earth stud



CONNECTOR TE MF

CATALOGUE INFO

Catalogue No.	Dimensions (mm)*		
	Height	Width	Depth
BW040315/S	400	300	150
BW040420/S	400	400	200
BW060420/S	600	400	200
BW060630/S	600	600	300
BW080630/S	800	600	300
BW120830/S	1200	800	300

* Product dimensions subject to change without notice

INCLUSIONS

- Steel mounting pan
- Stainless steel lock
- Stainless steel mounting pan
- Top and bottom mounting flanges
- Internal 6mm earth stud
- Earth strap kit



Other brands in the B&R Group:



Queensland P: +61 7 3714 1000
Townsville P: +61 7 4775 6255
Sydney P: +61 2 8867 7688
Newcastle P: +61 2 4961 4433
Victoria P: +61 3 8588 8400

South Australia P: +61 8 8417 6200
Western Australia P: +61 8 9248 9744
Tasmania P: +61 3 6331 5545
Northern Territory P: +61 8 8947 0870

Email sales@brenclosures.com.au
Web www.brenclosures.com.au